



T-Roc Specifications



Safety and Driver Assistance

Style R-Line

Airbags

Driver and front passenger airbags	S	S
Driver and front passenger side airbags	S	S
Curtain airbags, front and rear	S	S

Anti-theft

Electronic engine immobiliser	S	S
-------------------------------	---	---

Body

Fully galvanised body with 12 year corrosion perforation warranty	S	S
Door side impact protection	S	S
Rigid safety cell with front and rear crumple zones	S	S

Brakes

Automatic flashing brake lights activated in emergency braking situation	S	S
Auto hold function	-	S
Anti-lock Braking System (ABS)	S	S
Brake Assist	S	S
Electronic Brake-pressure Distribution (EBD)	S	S
Electro-mechanical parking brake	S	S
Hill Start Assist (HSA)	S	-
Multi-collision brake	S	S

Child restraints

Child seat top tether anchorage points (3)	S	S
ISOFIX child seat anchorage points, outer rear seats	S	S

Head restraints

Front safety optimised head restraints, height adjustable	S	S
Rear head restraints height adjustable (3)	S	S

IQ.DRIVE*

Adaptive Cruise Control (ACC) with stop and go function	S	S
Automatic kerb function when reversing, passenger's side exterior mirror	S	S
Distance warning display	S	S
Driver attention and drowsiness monitor	S	S
Emergency Assist	S	S
Front Assist with Pedestrian Monitoring function	S	S
Lane Assist, lane departure warning system	S	S
Manoeuvre braking, front and rear	S	S
Park Assist, parking bay and parallel parking assistance	S	S
Parking distance sensors, front and rear with acoustic warning and audio volume level reduction when sensor warning is activated	S	S
Optical Parking System (OPS) in infotainment screen display	S	S
Rear View Camera (RVC) with static guidance lines	S	S
Side Assist with Rear Traffic Alert	S	S
Travel Assist	S	S

Seat belts

Front height adjustable with pre-tensioners and belt force limiters	S	S
Proactive occupant protection system in combination with Front Assist and Side Assist	S	S
Visual and acoustic warning for front and rear seat passenger seat belts not fastened	S	S
3 point seat belts for all passengers	S	S

Warning triangle

S	S
---	---

S Standard O Optional - Not Available P Package

* Safety technologies are designed to assist the driver, but should not be used as a substitute for safe driving practices.

Safety and Driver Assistance Cont.

Style R-Line

Locking

Keyless Access, keyless entry and starting system including starter button	S	S
Remote central locking (separate release for luggage compartment)	S	S
Programmable locking functions	S	S
One touch lock / unlock for driver	S	S
Child safety locks on rear doors	S	S
Fuel filler flap lock/unlock by remote, push to open	S	S

Traction control

Anti-Slip Regulation (ASR)	S	S
Electronic Differential Lock (EDL)	S	S
Electronic Stabilisation Program (ESP)	S	S
Extended Electronic Differential Lock (XDL)	S	S
Hill Descent Control	-	S
4MOTION all-wheel drive	-	S

Exterior Equipment and Styling

Style R-Line

Exterior Highlights

Body coloured exterior rear view mirrors	-	S
Black exterior rear view mirrors	S	P
Black textured lower door panels	S	-
Black textured wheel arch extensions	S	S
Body coloured bumper bars and door handles	S	S
Bumpers with silver metallic and black textured underbody cladding	S	-
R-Line bumpers, body-coloured lower bumper, door and side sill panels	-	S
Chrome lower body strips	S	-
Chrome roof line body strip	S	S
Chrome bumper trims, left and right	S	S
Lower air intake and radiator grille with black inserts	S	S
Radiator grille with upper and lower chrome strips	S	S
R-Line nameplates on front guards and radiator grille	-	S
R-Line rear bumper with black sports diffuser	-	S
Rear roof spoiler with black textured aerodynamic extensions	S	S

Exterior Lighting

Coming / leaving home function	S	S
Combined headlight and fog light switch	S	S
Daytime driving lights LED, mounted in lower front bumper	S	S
Fog lamp, rear	S	S
LED performance headlights for low and high beam with automatic self-levelling	S	S
Light Assist, automatic high beam headlight function	S	S
Low light sensor with automatic headlight function	S	S
Rear tail lights, LED	S	S
Static cornering lights	S	S
Surround lighting with welcome light (projection from door mirror)	S	S





T-Roc R-Line with Optional Black Style Package shown

Exterior Equipment and Styling Cont.

Style R-Line

Roof	Style	R-Line
Roof rails, black	-	P
Roof rails, chrome	S	S
Paint		
Contrasting Black roof	S	P
Gloss paint finish	S	S
Metallic / Pearl Effect paint finish	O	O
Premium Metallic paint finish	O	O
Tinted Glass		
Darkened rear tail light clusters	S	S
Dark tinted rear side window and rear window glass, 65% light absorbing	S	S
Heat insulating tinted glass	S	S
Wheels		
Alloy wheels (Grange Hill) 18x7" with 215/50 R18 tyres	S	-
Alloy wheels (Nevada) 18x7" with 215/50 R18 tyres	-	S
Anti-theft wheel bolts	S	S
Low tyre pressure indicator	S	S
Weight and space saving spare wheel	S	S

Comfort and Convenience

Style R-Line

Armrest	Style	R-Line
Front centre armrest, adjustable with storage box and rear air outlets (2)	S	S
Rear seat centre armrest with cup holders (2) and load through provision	S	S
Air conditioning		
Air conditioning, dual zone automatic climate control	S	S
Air quality and humidity sensor with automatic air recirculation	S	S
Air Care air cleaning function	S	S
Allergen, dust and pollen filter	S	S
Rear seat air vents, located on back of centre armrest storage compartment	S	S
Touch slider temperature controls	S	S
Comfort indicator function (1 x touch = 3 x flash)	S	S
Cup holders		
Front (2)	S	S
Rear (2)	S	S
Bottle holders in front door pockets	S	S
Driving profile selection		
Eco, Sport, Normal and Individual driving modes	S	S
4MOTION Active Control	-	S
Floor mats		
Front and rear, carpet	S	S

S Standard O Optional - Not Available P Package

Comfort and Convenience Cont.

Style R-Line

Grab handles	Style	R-Line
Soft fold away grab handles, front and rear	S	S
In car entertainment and technology		
Digital Cockpit Pro		
Colour digital display with multiple customisable views of speedometer, tachometer, navigation, driving data, audio, telephone and driver assistance systems	S	S
Discover Media audio and satellite navigation system		
8.0" colour capacitive touch screen display with smartphone style HMI, proximity sensor, gesture and voice control, AM/FM radio, 2D and 3D (bird's eye) map views, compatible with MP3, WMA and AAC music files, digital clock, car menu with convenience and service settings, security coded	S	S
App-Connect- USB interface for Apple CarPlay® and Android Auto™	S	S
Wireless App-Connect- for Apple CarPlay® and Android Auto™	S	S
Audio, telephone, cruise control and Multi-Function Display controls mounted on steering wheel	S	S
Bluetooth® phone connectivity and audio streaming, multiple devices. Operation via infotainment screen or Multi-Function Display	S	S
DAB+ Digital radio reception	S	S
GoConnect, connected services app^		
Live technical status, vehicle location, recent trips, errors and warning lamps, direct dealership communication	S	S
Inductive wireless charging	S	S
Speakers, front and rear (6)	S	S
2 USB-C ports in the front, 2 USB-C charging sockets on the centre console in the rear	S	S
Interior Highlights		
Aluminium finish accelerator and brake pedals	-	S
Black headlining and pillar trim	-	S
Chrome highlight trim on headlight switch and exterior mirror switch	S	S
Chrome highlight trim on power window switches	S	S
Decorative inlays, "Deep Iron Grey" gloss finish to dashboard, centre console and front door trims	S	-
Decorative inlays, "Lava Stone Black" gloss finish to dashboard, centre console and front door trims	-	S
Front door sill scuff plates with R-Line logo	-	S
Gearshift knob with leather and aluminium finish	S	S
Interior Lighting		
With time delay	S	S
LED front reading lights (2) and rear passenger reading lights (2)	S	S
LED ambient lighting (White)	S	S
Driver and front passenger foot well lighting	S	S
Luggage compartment		
Electrically operated automatic opening and closing of the tailgate with Easy Open and Close functions	S	S
Load restraining hooks	S	S
Luggage compartment light	S	S
Luggage cover, removable	S	S
Shopping bag hooks	S	S
Variable luggage compartment floor level	S	-
Mirrors		
Automatic dimming interior rear-view mirror	S	S
Electrically adjustable, foldable and heated exterior mirrors	S	S
LED turn indicators integrated in exterior mirrors	S	S

-App-Connect featuring wireless Apple CarPlay® and wireless Android Auto™ is compatible with the latest versions of iOS and Android, active data service required, optional connection cable (sold separately).

^ 5 years complimentary GoConnect app subscription included.

Comfort and Convenience Cont.

Style R-Line

	Style	R-Line
Power Steering		
Electro-mechanical, vehicle speed and steering input sensitive	S	S
Progressive steering	-	S
Seating		
Comfort sport front seats	S	-
Sport front seats with additional side bolstering	-	S
Electric adjustment for driver's seat with 3 position memory	P	S
Heated front seats	P	S
Height adjustment for front seats	S	S
Lumbar adjustment for driver's seat, electrically adjustable	P	S
Lumbar adjustment for driver's seat, manually adjustable	S	-
Lumbar adjustment for front passenger seat, manually adjustable	S	S
Rear seat centre armrest with cup holders (2) and load through provision	S	S
Split folding rear seat backrest (40/60)	S	S
Steering Wheel		
3 spoke leather covered steering wheel with brushed aluminium inserts	S	-
3 spoke leather covered sports steering wheel with brushed aluminium inserts	-	S
Audio, driver assistance system and Multi-Function Display controls	S	S
Gearshift paddles	S	S
Height and reach adjustable steering wheel	S	S
Storage		
Centre console storage compartment under armrest	S	S
Glove compartment with illumination	S	S
Compartment in dashboard console containing wireless charging pad	S	S
Drawer under driver's seat	S	-
Front door pockets with bottle holders	S	S
Front seat backrest storage pockets	S	S
Rear door pockets	S	S
Transmission		
8 speed automatic transmission with sport mode and Tiptronic function	S	-
7 speed Direct Shift Gearbox (DSG) with sport mode and Tiptronic function	-	S
Upholstery		
Microfleece seat upholstery	S	-
Nappa leather appointed seat upholstery-	-	S
Vanity Mirrors		
Driver's and passenger's side vanity mirrors in sun visor with ticket holder	S	S
Illuminated on driver's and passenger's side	S	S
Windows		
Power front and rear, with roll-back function and one-touch up-down	S	S
Remote operated convenience close and open feature (programmable)	S	S
Wipers		
2 speed aero windscreen wipers with wash/wipe	S	S
Rain sensor	S	S
Rear window with wash/wipe and intermittent wipe	S	S
12V socket		
Centre console	S	S

S Standard O Optional - Not Available P Package

-Leather appointed seats have a combination of genuine and artificial leather, but are not wholly leather.



Optional Packages

	Style	R-Line
Black Style package		
Adaptive Chassis Control		
Alloy wheels (Misano Black) 19x8" with 225/40 R19 tyres (4)		
Beats 300W premium audio system with 8-channel digital amplifier and subwoofer		
Black door mirrors		
Black roof line body strip	-	0
Black roof rails		
Contrasting Black roof paint finish		
Film in carbon look on the rear (C) pillars		
Interior air vents and infotainment system with black surrounds		
Leather package		
Electric adjustment for driver's seat with 3 position memory		
Heated front seats		
Lumbar adjustment for driver's seat, electrically adjustable		
Vienna leather appointed seat upholstery	0	-
Leather appointed seats has a combination of genuine and artificial leather, but are not wholly leather		
Please note the driver's under seat storage drawer is removed with this option		
Sunroof		
Panoramic glass sunroof, electrically slide and tilt adjustable with integrated wind deflector and sunblind	0	0



T-Roc R-Line with Optional Black Style Package shown

Colours & Upholstery - Style



Pure White



Kings Red PM



Pyrite Silver M




Petroleum Blue M




Ravenna Blue M



Indium Grey M



Style
Black-Anthracite microfleece seat upholstery



Style
Grey-Black Vienna leather appointed seat upholstery

Leather appointed seats have a combination of genuine and artificial leather, but are not wholly leather. T-Roc Style exterior paint finishes feature a contrasting Black paint finish to the roof and exterior door mirrors. Please note: Metallic (M), Premium Metallic (PM) and Pearl Effect (PE) paint are optional at additional cost. The print process does not allow for exact reproduction of the exterior or the upholstery colours. Please contact your Volkswagen Dealer for further information on colours and upholstery combinations.

Colours & Upholstery - R-Line



Pure White



Kings Red PM



Pyrite Silver M




Lapiz Blue PM



Indium Grey M



Grenadilla Black M



R-line

Black Nappa leather appointed seat upholstery

Leather appointed seats have a combination of genuine and artificial leather, but are not wholly leather. Please note: Metallic (M), Premium Metallic (PM) and Pearl Effect (PE) paint are optional at additional cost.

The print process does not allow for exact reproduction of the exterior or the upholstery colours. Please contact your Volkswagen Dealer for further information on colours and upholstery combinations.

Technical Specifications

	Style	R-Line
Engine	1.4 litre TSI	2.0 litre TSI
Type	4 cylinder inline turbocharged direct injection petrol with engine Start/Stop system and brake energy recuperation.*	4 cylinder inline turbocharged direct injection petrol with engine Start/Stop system and brake energy recuperation.*
Installation	Front transverse	Front transverse
Cubic capacity, litres/cc	1.4 / 1395	2.0 / 1984
Max power, kW @ rpm	110 @ 5000	140 @ 4200-6000
Max torque, Nm @ rpm	250 @ 1500-4000	320 @ 1450-4200
Exhaust emission control	Three way catalytic converter and lambda probes	Three way catalytic converter and lambda probes
Emission level-	EU6	EU6
Fuel type (Recommended)	Premium unleaded 95 RON minimum	Premium unleaded 95 RON minimum
Transmission	8 Speed Automatic	7 Speed DSG
Driven wheels	Front wheel drive	4MOTION all-wheel drive
Performance#		
0 – 100 km/h, seconds	8.7	7.2
Fuel Consumption **		
Combined, L/100km	6.3	7.2
Urban, L/100km	7.9	8.9
Extra Urban, L/100km	5.4	6.3
CO2 emission g/km~	144	165
Fuel tank capacity litres	50	55
Running Gear		
Suspension		
Front Axle	Independent, MacPherson struts with lower A-arms. Anti-roll bar.	Independent, MacPherson struts with lower A-arms. Anti-roll bar. Sport suspension.
Rear Axle	Semi-independent, torsion beam axle with coil springs. Anti-roll bar.	Independent, four-link with coil springs. Anti-roll bar. Sport suspension.
Steering	Electro-mechanical power assisted rack & pinion steering.	Electro-mechanical power assisted rack & pinion steering. Progressive steering
Turning circle	11.1	11.1
Brakes		
Front	Ventilated discs	Ventilated discs
Rear	Discs	Discs
Weights		
Tare Mass kg's	1341	1503
Towbar Capacities# kg		
Braked	1500	1700
Unbraked	690	750
Towbar Load Limit	80	80

~ Emission level according to European Regulation (EC) No. 715/2007 and Regulation (EC) No. 692/2008, UN ECE R83/06 and later amendments.

*The Start/Stop system is designed to reduce fuel consumption and CO2 emissions. It achieves this by automatically switching off the engine while the vehicle is stationary and then starting it again automatically when the driver wants to drive off. There are certain operating conditions where the Start/Stop system is deactivated (e.g. during engine warm-up), please refer to the owner's manual for full operating information.

Please note figures are sourced from overseas data where equipment levels by model variant may vary.

≠ Please note towbar capacities are applicable to the Genuine Volkswagen Accessory towbar. Volkswagen Group Australia does not endorse or will not be held liable for any claim, loss or damage arising from the use or fitment of electronic trailer brakes.

** Fuel consumption figures according to ADR 81/02 derived from laboratory testing. Factors including but not limited to driving style, road and traffic conditions, environmental influences, vehicle condition and accessories fitted, will in practice in the real world lead to figures which generally differ from those advertised. Advertised figures are meant for comparison amongst vehicles only.

⌘ Please note running clearance measurement may vary with wheel size, tyre pressures, tread depth.

Technical Specifications

Exterior Dimensions	Style	R-Line
	1.4 litre TSI	2.0 litre TSI
Overall length mm	4251	4236
Width mm	1819	1819
Height mm	1599	1587
Wheelbase mm	2603	2596
Track mm		
Front	1545	1543
Rear	1537	1548
Running clearance mm ^α	155	155
Luggage Area Dimensions[#]		
Luggage Area volume L		
Rear seat upright	445	392
Rear seat folded	1290	1237
Luggage area floor length mm		
Rear seat upright	830	830
Rear seat folded	1532	1532
Luggage area width mm		
At narrowest point	1011	1011



T-Roc Style shown

^α Please note running clearance measurement may vary with wheel size, tyre pressures, tread depth.
[#] Please note figures are sourced from overseas data where equipment levels by model variant may vary.

Glossary

4MOTION[^]

An all-wheel drive system that provides the best possible traction at all road speeds, in all weather and road conditions. An electronically controlled multi-plate clutch directs torque to the axle with the best traction.

When operating under a relatively low load or when coasting, power is primarily distributed to the front axle, thus saving fuel. However, the rear axle can be variably engaged in fractions of a second whenever necessary, even before any wheel starts to slip and therefore reducing the potential for a loss of traction. The wheels of the T-Roc are prevented from spinning even when driving off and accelerating.

Activation of the multi-plate clutch is based primarily on the engine torque demanded by the driver. In parallel, a system within the all-wheel drive control unit evaluates such parameters as wheel speeds and steering angle.

Adaptive Chassis Control*

The electrically controlled dampers of adaptive chassis control constantly adjust to the road conditions, the driving situation and driver's requirements. Selected via and integrated within the functionality of the Driving Profile Selection, the driver can choose between three damper settings – Normal, Comfort and Sport.

Starting from the normal setting, the driver can change the basic character of the car towards sporty or more comfort-oriented driving. In each setting, the adaptive chassis control adjusts the damping to the particular driving situation (up to one thousand times per second) which means it offers an optimum level of driving comfort and enjoyment at all times. Particularly on windy roads and poor surfaces, using adaptive chassis control offers sporty and yet comfortable driving.

Adaptive Cruise Control (ACC)

Adaptive Cruise Control (ACC) is an extension of the conventional cruise control system with advanced capabilities based on a radar sensor. When ACC is activated, the vehicle automatically brakes and accelerates to a speed and distance set by the driver.

If the T-Roc approaches a slower vehicle, the ACC brakes the car to the same speed and maintains the pre-selected distance. Even when a vehicle pulls into the same lane in front of you or slows, your vehicle is automatically decelerated to the pre-selected distance. If the vehicle ahead moves out of your lane, the T-Roc then accelerates up to the preset desired speed.

Deceleration of the vehicle may take place via intervention in the engine management system. If deceleration via engine torque is not sufficient, brake intervention takes place, braking the vehicle to a standstill if the traffic situation necessitates. ACC can be reactivated automatically by depressing the accelerator pedal.

The dynamics of the ACC system can be individually varied by selecting one of the driving programs from the driver profile selector.

Adaptive Cruise Control (ACC) cannot replace the driver's attentiveness. The driver is still legally responsible for the vehicle and must monitor the speed and distance in relation to other vehicles. The ACC system should not be used on winding roads or in adverse weather conditions such as heavy rain.

Advanced driver attention & drowsiness monitor

The Advanced driver attention & drowsiness monitor automatically analyses the driving characteristics and if they indicate possible fatigue, recommends that the driver takes a break. The system continually evaluates driver assistance systems for steering and driving behaviour (e.g. Lane Assist), in addition to the operating behaviour of infotainment and air conditioning systems on motorways and others roads at speeds in excess of 60 km/h, and calculates a fatigue estimate. If fatigue is detected, the driver is warned by information in the Multi-function Display and an acoustic signal. The warning is repeated after 15 minutes if the driver has not taken a break.

Advanced driver attention & drowsiness monitor cannot replace the driver's attentiveness. The driver is still legally responsible for the vehicle and therefore determining whether or not they are fit to drive. A driving time of 15 minutes is required in order to assess the driver correctly. The functionality of the system is restricted given a sporty driving style, winding roads and poor road surfaces.

Anti-lock Braking System (ABS)

When braking, wheel speed sensors measure the road wheel speed and should one or more wheels start to lock the ABS system reduces brake pressure to that wheel. This prevents the wheels from locking during heavy or emergency braking, enabling the vehicle to remain steerable.

Anti-Slip Regulation (ASR)

ASR is a traction control system that prevents the wheels from spinning under acceleration by reducing engine torque.

Auto Hold function[^]

As soon as the vehicle comes to a complete stop, the ABS hydraulic unit stores the vehicle's final braking pressure. So even when you take your foot off the brake pedal, all four wheels brakes remain applied, providing increased comfort in stationary traffic. This function is released automatically when you drive off again.

Brake Assist

During emergency braking, Brake Assist aids the driver by increasing the brake pressure automatically to a level exceeding the locking limit. The ABS is thus quickly brought into the operating range, which enables maximum vehicle deceleration to be achieved.

Direct Shift Gearbox (DSG)[^]

DSG is a manual gearbox in which the gearshifts are controlled electronically. What makes the DSG unique is that it has 2 separate gear sets operated by 2 clutches. The benefit of 2 gear sets and 2 clutches is that one gear set and clutch is engaged driving the vehicle with the second disengaged clutch having already pre-selected the next gear awaiting for power to be transferred. As the next gear has already been pre-selected prior to power being applied, the gear change only takes 3-4 100ths of a second. There is virtually no interruption to power, traction or acceleration. The DSG also offers Tiptronic gear selection and sports mode.

Driving Profile Selection with 4MOTION Active Control[^]

Driving profile selection provides the driver with a wide-ranging choice of settings that can be made to the vehicle according to the driver's preferences. The driver has the option of choosing between the following driving profiles: Normal, Sport, Eco, Comfort* and Individual. The Normal profile offers a comfortable but dynamic driving style. Sport provides faster response of the accelerator pedal, sportier damping and steering, while the automatic or DSG switches to Sport mode. Eco mode has been designed to enhance fuel efficiency by adapting engine performance, earlier gearshift points and consumption-optimised control of the air conditioning system. Comfort* mode offers a more relaxed and comfortable driving experience, primarily through the softer suspension setting of the (optional) adaptive chassis control. The Individual setting allows the driver to separately set various parameters including steering, engine, Adaptive Cruise Control (ACC) and air conditioning.

4MOTION Active Control[^] provides for the convenient selection of on-road and off-road driving profiles for a model equipped with 4MOTION by means of a rotary dial. Rotating the dial selects one of four special all-wheel drive modes: Snow, On-road, Off-road (automatic configuration of the off-road parameters) and Off-road individual (variable settings).

Glossary

Electronic Brake-pressure Distribution (EBD)

Electronic, more sophisticated means of regulating the ratio of front/rear brake pressure. Settings are varied according to driving and load conditions to ensure each wheel is braked to the optimum extent.

Electronic Differential Lock (EDL)

EDL improves driving and steering characteristics when accelerating on road surfaces where each wheel has a different degree of traction. The system operates automatically and is combined with the ABS system. Using the ABS wheel sensors, EDL monitors the speed of the individual driving wheels. When a difference in driving wheel speed is detected (i.e. when one wheel starts to spin due to differences in road surfaces, e.g. due to water or dirt) the system brakes the spinning wheel, transferring engine power to the wheel with the best traction

Electronic Stabilisation Program (ESP)

ABS and ASR traction control systems are integrated into the Electronic Stabilisation Program (ESP). In short, ESP helps ensure that the vehicle goes where you steer it even in extreme driving conditions. The ESP system constantly compares the actual movement of the vehicle with pre-determined values and should a situation arise where the vehicle starts to skid, ESP will apply the brakes to individual wheels and automatically adjust the engine's power output to correct the problem. ESP prevents the vehicle from losing control when trying to avoid an accident, for example. It also reduces the effects of understeer or oversteer.

Emergency Assist

Emergency Assist monitors the driving characteristics and recognises, within the limits of the system, if the driver suddenly becomes incapable of driving (due to the vehicle not being controlled).

Emergency Assist detects a lack of activity on the part of the driver and issues repeated visual and acoustic warnings and initiates a quick jolt of the brakes and tensioning of the driver's seatbelt to request the driver to take control of the vehicle.

If the driver remains inactive, the system automatically controls acceleration, braking and steering to slow the vehicle down and keep it in the lane. If there is sufficient stopping distance, the system decelerates the vehicle to a complete stop and switches on the electronic parking brake automatically, parking position is engaged, the doors are unlocked and the interior lighting switched on.

When Emergency Assist is actively controlling the vehicle, the hazard warning lights are switched on and the vehicle horn may sound to warn other road users. Ideally this will prevent a collision, or at least reduce its severity.

Emergency Assist cannot replace the driver's attentiveness. The driver is still legally responsible for the vehicle and must monitor the speed and distance in relation to other vehicles. Emergency Assist utilises both the Adaptive Cruise Control (ACC) and Lane Assist driver assistance systems. The ACC system should not be used on winding roads or in adverse weather conditions such as heavy rain. The system will not work if there are no recognisable lane markings. The camera vision can be reduced by rain, snow, heavy spray or oncoming lights. This and vehicles in front of you can lead to the lane markings not being recognised by the Lane Assist system.

Extended Electronic Differential Lock (XDL)

XDL is an extension of the Electronic Differential Lock (EDL) function. When cornering, XDL responds to the load relief at the driven wheel/s on the inside of a corner. The ESP hydraulics are used for the XDL to apply pressure to the wheel on the inside of the corner in order to prevent wheel spin. This improves traction and reduces the tendency to understeer. As a direct result of the one-sided and precise braking pressure, cornering is sportier and more accurate.

Front Assist with Pedestrian and Cyclist Monitoring functions

The Front Assist ambient traffic monitoring system uses a radar sensor and multi-function camera to detect critical distance situations and thus help to shorten the braking distance, reducing the risk of a rear-end collision.

If a vehicle is detected ahead of you in the lane, the distance and the speed relative to it are calculated. If the gap is closing too fast, Front Assist initially warns the driver by means of an audible as well as a visual signal. At the same time, the brake pads are brought into contact with the brake discs and the sensitivity of the Brake Assist is increased. This primes the braking system for a possible emergency stop. Furthermore, an automatic jolt of the brakes warns the driver of the danger. If the driver also fails to react to the warning jolt, Front Assist brakes automatically, helping to avoid a collision or reduce the severity of the accident.

At vehicle speeds below 30km/h, the system monitors the area ahead of the car for vehicles which might present a threat of collision. If a collision is likely, the brakes are first pre-charged and makes the Brake Assist system is made more sensitive: if the driver should notice the risk, the car is ready to respond more quickly to their braking action. However, if the driver still takes no action and a collision becomes imminent, emergency braking is independently applied. If the driver intervenes to try to avoid the accident, either by accelerating hard or by steering, the system will deactivate and allow the driver to complete the avoidance manoeuvre.

Pedestrian Monitoring is an extension of the Front Assist monitoring system. The system uses a radar sensor in the radiator grille and windscreen mounted multi-function camera to monitor the area in front of the vehicle and within the limits of the system, register certain situations, for example a pedestrian stepping onto the road suddenly. The system then gives an immediate acoustic and visual signal to warn the driver. If the driver does not brake, the system initiates a jolt of the brake as a warning about the critical situation, while at the same time preparing for hard braking. If the driver fails to react, the system automatically performs emergency braking, within system limits. Ideally this will prevent a collision, or at least reduce its severity.

Front Assist with Pedestrian Monitoring cannot replace the driver's attentiveness. The driver is still legally responsible for the vehicle and must monitor the speed and distance in relation to other vehicles.

Hill Start Assist (HSA)^

Hill Start Assist (HSA) holds the vehicle when the foot brake is released by temporarily locking the brake pressure (for a maximum of 1.5 seconds) to provide comfortable starting-off without rolling back. Hill Start Assist (HSA) operates on inclines greater than 5%.

Lane Assist

Lane Assist is a lane departure warning system that is designed to help reduce the likelihood of the vehicle leaving the road or crossing into an oncoming lane and therefore the risk of accident as a result of driver distraction or a lapse in concentration.

The Lane Assist system monitors the road ahead with the aid of a camera (located near the interior rear-view mirror) which recognises lane markings and evaluates the position of the vehicle. If the vehicle starts to leave the lane, the Lane Assist system takes corrective steering action. If this is not sufficient the driver is warned about the situation by a steering vibration and is asked to take over the steering. Additionally, if no active steering movements by the driver are recognised for longer than approximately 8 seconds, a message will appear in the Multi-Function Display in conjunction with a warning tone. The corrective steering function can be overridden by the driver at any time and the system does not react if the turn indicator is set before crossing a lane marking.

Lane Assist cannot replace the driver's attentiveness. The driver is still legally responsible for the vehicle and therefore staying in the lane at all times. The system will not work if there are no recognisable lane markings. The camera vision can be reduced by rain, snow, heavy spray or oncoming lights. This and vehicles in front of you can lead to the lane markings not being recognised by the Lane Assist system. The Lane Assist system does not activate at a vehicle speed of less than 65km/h.

Glossary

Light Assist

Light Assist provides enhanced comfort and safety on the road by means of automatic high beam control. A camera on the interior mirror observes the traffic above 60 km/h and in complete darkness, Light Assist automatically switches on the high beam headlights. The system detects vehicles travelling ahead, as well as oncoming traffic and automatically dips the headlights before they are dazzled. Automatic alternation between high beam and low beam headlights ensures optimum illumination of the road ahead.

Manoeuvre braking

Manoeuvre braking assists the driver to avoid or reduce damage in a potential collision by initiating emergency braking. It supports the driver during forward and reverse manoeuvring in a speed range of a maximum 10 km/h. If the risk for an accident is recognised, emergency braking is initiated to minimise possible damage.

Manoeuvre braking cannot replace the driver's attentiveness. The driver is still legally responsible for the vehicle. The object must be detected by the sensors. If the driver notices a risk that pedestrians, other vehicles or objects could be damaged they need to react accordingly and stop the vehicle.

Multi-collision brake

The multi-collision brake has been designed to provide effective assistance for the driver in the moments after an accident. Multi-collision brake triggers automatic controlled braking once an initial collision has been detected so as to reduce the intensity of further accidents after a collision and can help prevent follow-on collisions with oncoming traffic.

The triggering of the multi-collision brake is based on a collision being detected by the airbag sensors. The ESP control unit limits the deceleration of the vehicle by the multi-collision brake to a defined value and vehicle speed. The vehicle can still be controlled by the driver, even when automatic braking is taking place. The driver can interrupt the multi-collision braking at any time by accelerating or braking even more strongly.

Park Assist

The third generation Park Assist system actively helps the driver when entering or reversing into 90° parking bays, as well as reversing into and driving out of parallel parking spaces. The system works by using sensors mounted either side of the front and rear bumpers together with parking distance sensors front and rear. To park, the driver simply presses the Park Assist button to select the type of parking manoeuvre and uses the appropriate indicator as the car slowly passes the potential parking space. Sensors scan the size of the parking space as the car is driven past and the driver is alerted if the parking space is big enough. If there is sufficient space, the driver stops the car, selects the correct gear and lets go of the steering wheel.

Park Assist will alert the driver of the intended path and subsequently the appearance of obstacles in the Multi-Function Display, within the driver's field of vision. Park Assist then actively supports the driver by taking over the steering control and parks the vehicle in the available space using the ideal course, if necessary with several moves. The driver can however take over the control of the steering at any time and end the automatic parking procedure.

Park Assist cannot replace the driver's attentiveness. The driver is still legally responsible for the vehicle. If the driver notices a risk that pedestrians, other vehicles or objects could be damaged or if they are uncertain of the risk, they will need to react accordingly and stop the vehicle, ending the function.

Side Assist with Rear Traffic Alert

Side Assist with Rear Traffic Alert system supports the driver in assessing and avoiding dangerous situations, especially in critical situations, e.g. city and heavy traffic. Side Assist detects cars and motorcycles next to and up to 50m to the right and left behind your own vehicle and highlights these vehicles via a LED indicator in the door mirror at speeds above 15km/h. If you indicate to change lanes, the system calculates whether one of them could be dangerous due to position and speed and if deemed necessary will draw attention to this by flashing noticeably. In this instance, Lane Assist can also apply corrective steering to help avoid a collision.

Rear Traffic Alert monitors the traffic crossing behind the vehicle when reversing out of a parking space or manoeuvring. Utilising the Side Assist radar sensors in the rear bumper the system warns the driver of approaching traffic via an audible warning followed by a visual message in the Optical Parking System (OPS) and can also provide braking intervention if necessary to help avoid a collision.

Side Assist with Rear Traffic Alert cannot replace the driver's attentiveness. The driver is still legally responsible for the vehicle and must monitor the speed and distance in relation to other vehicles.

Travel Assist

Travel Assist is an assistance system for partly automated driving. At the push of a button, Travel Assist can support the driver in monotonous and tiring driving situations commonly encountered on long motorway journeys. This system combines the functions of Adaptive Cruise Control (ACC) and Lane Assist with adaptive lane guidance to accelerate, brake and maintain the vehicles position within its lane. The capacitive steering wheel can detect whether the driver's hands are on the steering wheel in readiness to steer the vehicle and will issue a visual and audible warning when not detected.

Travel Assist cannot replace the driver's attentiveness. The driver is still legally responsible for the vehicle and must monitor the speed and distance in relation to other vehicles. Travel Assist has been developed for use only on motorways. The ACC system should not be used on winding roads or in adverse weather conditions such as heavy rain. The system will not work if there are no recognisable lane markings. The camera vision can be reduced by rain, snow, heavy spray or oncoming lights. This and vehicles in front of you can lead to the lane markings not being recognised by the Lane Assist system.

*Optional equipment for specific models

^Only available on selected models



T-Roc R-Line with Optional Black Style Package shown

T-Roc

Volkswagen Group Australia Pty Ltd
895 South Dowling Street, Zetland NSW 2017
ABN 14 093 117 876

Produced in Australia
July 2025

Publication: VWPTROCMY26

Your Volkswagen Dealer.

Important information

Apple CarPlay® is a registered trade mark of Apple Inc. Android Auto™ is a registered trade mark of Google Inc. Bluetooth® is a registered trade mark of Bluetooth SIG Inc.

Volkswagen is distributed by Volkswagen Group Australia Pty Ltd, 895 South Dowling Street, Zetland NSW 2017. ABN 14 093 117 876. Specifications are as planned at July 2025, for Model Year 2026 and are subject to change without notice or obligation. All information in this specification sheet is correct at the time of publication, however variations may occur from time to time and Volkswagen, in so far as it is permitted by law to do so, shall not be liable in any way as a result of any reliance by any person on anything contained in this specification sheet. Authorised Volkswagen dealers will provide up-to-date information on model application, design feature, prices and availability on request.