



# Touareg Specifications

Touareg R Model Shown



## Safety and Security

	170TDI	210TDI Elegance	210TDI Wolfsburg Edition	R
<b>Airbags</b>				
Driver and front passenger airbags	S	S	S	S
Driver and front passenger side airbags	S	S	S	S
Rear side airbags	S	S	S	S
Curtain airbags, front and rear	S	S	S	S
<b>Anti-theft</b>				
Anti-theft alarm system with interior monitoring	P	P	S	S
Electronic engine immobiliser	S	S	S	S
<b>Body</b>				
Fully galvanised body with 12 year anti-corrosion perforation warranty	S	S	S	S
Door side impact protection	S	S	S	S
Rigid safety cell with front and rear crumple zones	S	S	S	S
<b>Brakes</b>				
Automatic flashing brake lights activated in emergency braking situation	S	S	S	S
Anti-lock Braking System (ABS)	S	S	S	S
Blue brake calipers, front with R logo	-	-	-	S
Brake Assist	S	S	S	S
Electronic Brake-pressure Distribution (EBD)	S	S	S	S
Electro-mechanical parking brake	S	S	S	S
Auto hold function	S	S	S	S
Multi-collision brake	S	S	S	S
<b>Child restraints</b>				
Child seat top tether anchorage points, mounted on rear seat back (3)	S	S	S	S
ISOFIX child seat anchorage points, outer rear seats	S	S	S	S
<b>Head restraints</b>				
Front safety optimised head restraints, longitudinal and height adjustable	S	S	S	S
Rear head restraints height adjustable (3)	S	S	S	S
<b>Lighting</b>				
LED Daytime driving lights	S	S	S	S
VW logo projection puddle lights from the side mirrors	S	S	S	S
Rear fog lamp on both sides	S	S	S	S
Rear registration plate light, LED	S	S	S	S
Rear tail lights, Premium LED with dynamic turn signals and illuminated VW logo	S	S	S	S
<b>Locking</b>				
Remote central locking	S	S	S	S
Keyless Access and starting system including starter button	S	S	S	S
SAFELOCK deadlocking system	P	P	S	S
2 stage unlocking (programmable)	S	S	S	S
Automatic locking after take-off (programmable)	S	S	S	S
One touch lock / unlock for driver	S	S	S	S
Child safety locks on rear doors	S	S	S	S
Individual child safety window locks for rear windows	S	S	S	S

S Standard P Package

\* Safety technologies are designed to assist the driver, but should not be used as a substitute for safe driving practices.

## Safety and Security Cont.

	170TDI	210TDI Elegance	210TDI Wolfsburg Edition	R
<b>Locking Cont.</b>				
Fuel filler flap lock/unlock by remote, push to open	S	S	S	-
Fuel filler flap lock/unlock by remote, button in drivers door to open	-	-	-	S
<b>Seat belts</b>				
Front height adjustable with pre-tensioners and belt force limiters	S	S	S	S
Outer rear seat belts with pre-tensioners and belt force limiters	S	S	S	S
Visual and acoustic warning for driver and front seat passenger seat belts not fastened	S	S	S	S
Visual indicator for rear seat passenger seat belt status	S	S	S	S
3 point seat belts for all passengers	S	S	S	S
<b>Traction control</b>				
Anti-Slip Regulation (ASR)	S	S	S	S
Electronic Differential Lock (EDL)	S	S	S	S
Electronic Stabilisation Program (ESP)	S	S	S	S
Extended Electronic Differential Lock (XDL)	S	S	S	S
Hill descent control	S	S	S	S
4MOTION Active Control all-wheel drive	S	S	S	S

## Exterior Equipment / Styling

	170TDI	210TDI Elegance	210TDI Wolfsburg Edition	R
<b>Body enhancements</b>				
Body coloured bumper bars and door handles	S	S	S	S
Body coloured lower body side and bumper trim	S	S	S	S
Chrome trim around window frames	S	S	-	-
Chrome radiator grille highlights	S	S	-	-
Chrome headlight highlights integrated into grille	S	S	-	-
Glossy black trim around window frames	-	-	S	S
Glossy black radiator grille highlights	-	-	S	S
Glossy black headlight highlights integrated into grille	-	-	S	S
Lower air intakes with chrome highlight	S	S	-	-
Lower air intakes with black highlight	-	-	S	-
R-Line front bumper with black accents	-	-	S	-
R-Line rear bumper with black tailpipe trim	-	-	S	-
Wolfsburg badging on rear tailgate	-	-	S	-
R front bumper with black accents	-	-	-	S
R rear bumper with black tailpipe trim	-	-	-	S
Trapezoidal chrome exhaust trims, left and right	S	S	S	-
<b>Paint</b>				
Metallic paint finish	O	O	S	O
Premium metallic paint	O	O	O	O
Premium pearl effect paint	-	-	O	-

## Exterior Equipment / Styling Cont.

	170TDI	210TDI Elegance	210TDI Wolfsburg Edition	R
<b>Roof</b>				
Roof rails, chrome	S	S	-	-
Roof rails, glossy black	-	-	S	S
Roof load sensor (Works with Genuine Volkswagen roof bars)	S	S	S	S
<b>Tinted glass</b>				
Heat insulating tinted glass	S	S	-	-
Rear and side window tint 82% light absorbing	-	-	S	S
<b>Wheels</b>				
Alloy wheels (Coventry) 19 x 8.5J" with 255/55 R19	S	-	-	-
Alloy wheels (Braga) 20 x 9J" with 285/45 R20	-	S	-	-
Alloy wheels (Leeds) in Glossy Black 21 x 9.5J" with 285/40 R21	-	-	S	-
Alloy wheels (Leeds) 21 x 9.5J" with 285/40 R21	-	-	O	-
Alloy wheels (Estoril) in Glossy Black 22 x 9.5J" with 285/35 R22	-	-	-	S
Anti-theft wheel bolts	S	S	S	S
Low tyre pressure indicator	S	S	S	-
Tyre Pressure Monitoring System (TPMS)	S	S	S	S
Weight and space saving inflatable spare wheel and jack	S	S	S	-
Tyre Mobility Set	-	-	-	S
Electric air compressor and tool kit	S	S	S	S

## Comfort and Convenience

	170TDI	210TDI Elegance	210TDI Wolfsburg Edition	R
<b>Armrest</b>				
Front centre armrest with storage box and rear air outlets (2)	S	S	S	S
Rear seat centre armrest with cup holders (3)	S	S	S	S
<b>Air conditioning</b>				
Air conditioning, Air Care 2 zone automatic climate control with air cleaning function, allergen filter	S	S	-	-
Air conditioning, Air Care 4 zone automatic climate control with air cleaning function, allergen filter and controls in the rear	P	P	S	S
Air quality and humidity sensor with automatic air recirculation	S	S	S	S
Dust and pollen filter	S	S	S	S
<b>Cup holders</b>				
Front (2)	S	S	S	S
Rear (3) in rear centre armrest	S	S	S	S
Bottle holders in front door pockets	S	S	S	S
Bottle holders in rear door pockets	S	S	S	S
<b>Doors</b>				
Power latching doors, front and rear	P	P	S	S



Touareg R Model Shown

## Comfort and Convenience Cont.

	170TDI	210TDI Elegance	210TDI Wolfsburg Edition	R
<b>IQ.DRIVE<sup>®</sup></b>				
Adaptive Cruise Control (ACC)	S	S	S	S
Driver Fatigue Detection system	S	S	S	S
Dynamic Road Sign display	S	S	S	S
Emergency Assist	S	S	S	S
Front and Rear Cross Traffic Alert	S	S	S	S
Front Assist with Pedestrian Monitoring	S	S	S	S
Lane Assist with adaptive lane guidance	S	S	S	S
Park Assist Plus, semi-automated parking bay and parallel parking assistance	S	S	S	S
Parking distance sensors, front and rear with acoustic warning and audio volume level reduction when sensor warning is activated	S	S	S	S
Manoeuvre braking	S	S	S	S
Proactive occupant protection system 360° detection	S	S	S	S
Rear View Camera (RVC Plus) with multi-angle views and dynamic guidance lines	S	S	S	S
Area View surround view cameras	S	S	S	S
Speed limiter	S	S	S	S
Side Assist, lane changing assistant	S	S	S	S
Travel Assist	S	S	S	S
Night vision	-	-	-	S
<b>Floor mats</b>				
Front and rear, carpet	S	S	S	S
<b>Grab handles</b>				
Soft fold away grab handles, front and rear	S	S	S	S
<b>Headlights</b>				
All-weather light function	S	S	S	S
Coming / leaving home function with 3 animations front and rear	S	S	S	S
Poor weather light, cornering light and highway light	S	S	S	S
Separate daytime driving lights	S	S	S	S
Headlamp washer system	S	S	S	S
IQ.LIGHT LED High-Definition Matrix beam plus digital projection headlights for high and low beam with Dynamic Light Assist, integrated LED daytime driving lights and dynamic indicators	S	S	S	S
Low light sensor with automatic headlight function	S	S	S	S
<b>In car entertainment and technology</b>				
<u>Discover Premium audio and satellite navigation system</u> 15" colour touch screen display with smartphone style HMI, configurable home screen and proximity sensor, Gesture Control, Voice Control, DAB+, AM/FM radio and SD card slot for music, 2D and 3D (bird's eye) map views, compatible with MP3, WMA and AAC music files, jpeg image viewer, Media Control, car menu with convenience and service settings, security coded	S	S	S	S

## Comfort and Convenience Cont.

	170TDI	210TDI Elegance	210TDI Wolfsburg Edition	R
<b>In car entertainment and technology Cont.</b>				
Windshield projected colour head-up display which shows current speed, navigation directions and driver assist systems.	P	P	S	S
App-Connect USB-C interface for Apple CarPlay <sup>®</sup> and Android Auto <sup>™</sup> #	S	S	S	S
App-Connect wireless interface for Apple CarPlay <sup>®</sup> and Android Auto <sup>™</sup> #	S	S	S	S
Inductive wireless phone charging	S	S	S	S
Bluetooth <sup>®</sup> phone connectivity with contacts display, operation via touch screen audio unit or Multi-Function Display and Bluetooth <sup>®</sup> audio streaming	S	S	S	S
Speakers, front and rear (8)	S	S	-	-
DYNAUDIO Consequence premium sound system with 16-channel amplifier, 14 speakers and 730W total power output	P	P	S	S
<u>GoConnect, connected services app<sup>^</sup></u> Live technical status, vehicle location, recent trips, errors and warning lamps, direct dealership communication	S	S	S	S
USB-C port (2) in front centre armrest, both Apple CarPlay <sup>®</sup> compatible	S	S	S	S
USB-C ports (2) in rear centre console and USB-C port (1) in front centre console for charging	S	S	S	S
Voice operation, telephone and navigation system functions can be operated using voice commands	S	S	S	S
<b>Instrumentation</b>				
Digital Cockpit, high resolution 12.3" TFT instrument display screen with customisable menus	S	S	S	S
Comfort indicator function (1 x touch = 3 x flash)	S	S	S	S
<b>Interior highlights</b>				
Ash grain open pore wood decorative inserts in dashboard and doors	S	S	-	-
Brushed aluminum decorative inserts in dashboard and door panels	-	-	S	-
Brushed dark aluminum decorative inserts in dashboard and door panels	-	-	-	S
Brushed stainless steel foot pedals	-	-	S	S
"Soul Black" headliner	-	-	S	S
Glossy black centre console	S	S	S	S
"Final Edition" engraved in the window surrounds of the rear doors	S	S	S	S
"Final Edition" illuminated dash panel trim	S	S	S	S
"Final Edition" stainless steel scuff plates in front & rear, illuminated	S	S	S	S
"Final Edition" embossed gearshift knob with leather and aluminium finish	S	S	S	S

S Standard O Optional - Not Available P Package

# App-Connect featuring wireless Apple CarPlay<sup>®</sup> and wireless Android Auto<sup>™</sup> is compatible with the latest versions of iOS and Android, active data service required, optional connection cable (sold separately).

\*Safety technologies are designed to assist the driver, but should not be used as a substitute for safe driving practices.

^ 5 years complimentary GoConnect app subscription included.

## Comfort and Convenience Cont.

	170TDI	210TDI Elegance	210TDI Wolfsburg Edition	R
<b>Interior lighting</b>				
With time delay	S	S	S	S
Front reading lights (2) and rear passenger reading lights (2)	S	S	S	S
Multi-colour ambient interior lighting with selection of 30 colours and two colour combinations	S	S	S	S
Lighting in driver and front passenger foot well	S	S	S	S
Lighting in rear passenger foot wells	S	S	S	S
<b>Luggage compartment</b>				
Electrically operated automatic opening and closing of the tailgate with Easy Open and Easy Close functions	S	S	S	S
Warning triangle	S	S	S	S
Stainless steel loading edge protection	S	S	S	S
Net partition, rear seat backrest to roof lining	S	S	S	S
Cargo management system	S	S	S	-
Load restraining hooks	S	S	S	S
Luggage compartment lights	S	S	S	S
Luggage cover, automatic and electric release	S	S	S	S
Luggage floor net	S	S	S	S
Shopping bag hooks	S	S	S	S
Buttons for air suspension control for easy loading	-	S	S	S
Luggage mat, reversible (carpet and rubber) and removable	S	S	S	S
12 volt socket	S	S	S	S
<b>Mirrors</b>				
Automatic dimming interior rear-view mirror	S	S	S	S
Electrically heated and adjustable exterior mirrors	S	S	S	S
Electrically foldable exterior mirrors with environment lighting	S	S	S	S
Automatic kerb view function when reversing, passenger's side exterior mirror	S	S	S	S
Electrically foldable exterior mirrors with environment lighting and memory function	S	S	S	S
Exterior mirrors with integrated LED turn indicators	S	S	S	S
Exterior mirrors housing painted in body colour	S	S	-	-
Exterior mirrors housing painted in glossy black	-	-	S	S
<b>Power steering</b>				
Electro-mechanical, vehicle speed and steering input sensitive	S	S	S	S
<b>Seating</b>				
ergoComfort front seats	S	S	S	S
Electric adjustment for front seats with thigh support longitudinally sliding	S	S	S	S
Pneumatic side bolsters in the seat cushion and the backrest	S	S	S	S
Pneumatic adjustment of lumbar support	S	S	S	S
Pneumatic massage function with 10 massage cushions with 8 selectable massage programs	-	S	S	S
18-way electric adjustment front seats with easy entry function and 3 position memory (driver seat only)	S	S	-	-
18-way electric adjustment front seats with easy entry function and 3 position memory (both front seats)	P	P	S	S
Heated front seats	S	S	-	-
Heated front and outer rear seats	P	P	S	S
Ventilated front seats	-	S	S	S

S Standard O Optional - Not Available P Package

-Leather appointed seats have a combination of genuine and artificial leather, but are not wholly leather.

## Comfort and Convenience Cont.

	170TDI	210TDI Elegance	210TDI Wolfsburg Edition	R
<b>Seating Cont.</b>				
Split folding rear seat backrest (40/20/40)	S	S	S	S
Rear seat backrest with angle adjustment and longitudinally sliding seat base	S	S	S	S
Rear seat backrest remote release	S	S	S	S
Rear seat centre armrest with cup holders (3)	S	S	S	S
<b>Specific equipment for Electric Vehicles</b>				
e-Sound electronic engine noise	-	-	-	S
Charging cable mode 2 (Australian wall socket to Type 2 vehicle socket)	-	-	-	S
Charging cable mode 3 (Type 2 charger to Type 2 vehicle socket)	-	-	-	S
Charging settings via the infotainment system	-	-	-	S
Stationary air conditioning is used to cool, ventilate or heat the passenger compartment of the vehicle when stationary	-	-	-	S
7.2 kW AC charging	-	-	-	S
Braking and deceleration energy recovery system	-	-	-	S
<b>Steering wheel</b>				
3 spoke leather covered flat bottomed steering wheel with shifting paddles and touch buttons-	S	S	-	-
R-Line sport steering wheel, heated with shifting paddles and touch buttons	-	-	S	-
R sport steering wheel, heated with shifting paddles and touch buttons	-	-	-	S
Audio, cruise control and Digital Cockpit controls	S	S	S	S
Manual height and reach adjustable steering column	S	S	-	-
Electric height and reach adjustable steering column with memory	P	P	S	S
<b>Storage</b>				
Centre console storage compartment under armrest, (2) USB-C Apple CarPlay® compatible port	S	S	S	S
Centre console storage compartment with lid, 12 volt socket, (1) USB-C for charging and inductive wireless phone charging	S	S	S	S
Glove compartment with ventilation and illumination	S	S	S	S
Driver's side dashboard compartment with lid	S	S	S	S
Front door compartments with bottle holder	S	S	S	S
Front seat backrest storage pockets	S	S	S	S
Rear door compartments with bottle holder	S	S	S	S
<b>Sunroof</b>				
Panoramic glass sunroof				
Electrically slide and tilt adjustable front half section Integrated wind deflector and electrically operated (perforated) sunblind	O	O	S	S
<b>Suspension</b>				
Steel spring suspension (Front MacPherson struts, Five-link front & rear axles)	S	-	-	-
Air suspension with adaptive dampening control	-	S	S	S
All-wheel Steering	-	-	S	-
Driving profile selection with 4MOTION Active Control	S	S	S	S
Electromechanical Active Roll Stabilisation	-	-	S	-

## Comfort and Convenience Cont.

	170TDI	210TDI Elegance	210TDI Wolfsburg Edition	R
<b>Upholstery</b>				
Vienna leather appointed upholstery-	S	-	-	-
Varena leather appointed upholstery-	-	S	-	-
R-Line Puglia leather appointed upholstery-	-	-	S	-
R Puglia leather appointed upholstery with R logo-	-	-	-	S
<b>Vanity mirrors</b>				
Driver's and passenger's side vanity mirrors in sun visor	S	S	S	S
Light on driver's and passenger's side in second sun visor	S	S	S	S
<b>Windows</b>				
Power front /rear, with roll-back function and one-touch up-down	S	S	S	S
Roll-up sunshades in rear doors	S	S	S	S
Remote operated convenience close and open feature (programmable)	S	S	S	S
<b>Wipers</b>				
2 speed aero wipers with wash/wipe	S	S	S	S
Rain sensor	S	S	S	S
Rear window with wash/wipe and intermittent wipe	S	S	S	S



Touareg R Model Shown

S Standard O Optional - Not Available P Package

-Leather appointed seats have a combination of genuine and artificial leather, but are not wholly leather.

# Optional Packages

	170TDI	210TDI Elegance	210TDI Wolfsburg Edition	R
<b>Sound &amp; Comfort Package</b>				
Power latching doors, front and rear				
Windshield projected colour head-up display which shows current speed, navigation directions and driver assist systems				
Electric height and reach adjustable steering column with memory				
Air conditioning, Air Care 4 zone automatic climate control with air cleaning function, allergen filter and controls in the rear				
Heated front and outer rear seats	0	0	S	-
DYNAUDIO Consequence premium sound system with 16-channel amplifier, 14 speakers and 730W total power output				
18-way electric adjustment for front seats with 3 position memory function and easy entry function				
Anti-theft alarm system with interior monitoring (Standard on 210TDI R-Line)				
SAFELOCK deadlocking system				



Touareg R Model Shown

## Colours & Upholstery - 170TDI



Pure White



Oyster Silver M



Silicone Grey M



Chili Red M



Grenadilla Black M



Meloe-Blue PM



**170TDI**  
Soul Black Vienna leather appointed seat upholstery\*

Please note: Metallic (M), Premium Metallic (PM) and Premium Pearl Effect (PP) paint are optional at additional cost. Metallic (M) is only standard for 210TDI Wolfsburg Edition.

\*Leather appointed seats has a combination of genuine and artificial leather, but are not wholly leather.

The print process does not allow for exact reproduction of the exterior or the upholstery colours. Please contact your Volkswagen Dealer for further information on colours and upholstery combinations.

# Colours & Upholstery - 210TDI Elegance



Pure White



Oyster Silver M



Silicone Grey M



Chili Red M#



Grenadilla Black M



Meloe-Blue PM



**210TDI Elegance**  
Soul Black Varena leather appointed seat upholstery\*



**210TDI Elegance**  
Optional Mistral two-tone Varena leather appointed seat upholstery\*\*

Please note: Metallic (M), Premium Metallic (PM) and Premium Pearl Effect (PP) paint are optional at additional cost. Metallic (M) is only standard for 210TDI Wolfsburg Edition.\*Leather appointed seats has a combination of genuine and artificial leather, but are not wholly leather.

#Mistral two-tone Varena leather seat upholstery is not available for the Chili Red colour.

The print process does not allow for exact reproduction of the exterior or the upholstery colours. Please contact your Volkswagen Dealer for further information on colours and upholstery combinations.

## Colours & Upholstery - 210TDI Wolfsburg Edition



Silicone Grey M



Oryx White PP



Grenadilla Black M



Meloe-Blue PM



### 210TDI Wolfsburg Edition

Wolfsburg Edition Pantera Black Soul Black leather appointed seat upholstery\*

Please note: Metallic (M), Premium Metallic (PM) and Premium Pearl Effect (PP) paint are optional at additional cost. Metallic (M) is only standard for 210TDI Wolfsburg Edition.

\*Leather appointed seats has a combination of genuine and artificial leather, but are not wholly leather.

The print process does not allow for exact reproduction of the exterior or the upholstery colours. Please contact your Volkswagen Dealer for further information on colours and upholstery combinations.

## Colours & Upholstery - R



Pure White



Oyster Silver M



Silicone Grey M



Chili Red M




Grenadilla Black M



Meloe-Blue PM



Lapiz Blue PM



R  
R Soul Black Puglia leather appointed seat upholstery\*

Please note: Metallic (M), Premium Metallic (PM) and Premium Pearl Effect (PP) paint are optional at additional cost. Metallic (M) is only standard for 210TDI Wolfsburg Edition.

\*Leather appointed seats has a combination of genuine and artificial leather, but are not wholly leather

The print process does not allow for exact reproduction of the exterior or the upholstery colours. Please contact your Volkswagen Dealer for further information on colours and upholstery combinations.

# Technical Specifications

	170TDI	210TDI Elegance / 210TDI Wolfsburg Edition	R
<b>Engine</b>	<b>3.0 litre TDI</b>	<b>3.0 litre TDI</b>	<b>3.0 litre Petrol</b>
Type	6 Cylinder with Turbocharger and Common rail direct injection	6 Cylinder with Turbocharger and Common rail direct injection	6 Cylinder with Turbocharger and Common rail direct injection
Installation	Front Longitudinal	Front Longitudinal	Front Longitudinal
Cubic capacity, litres/cc	3.0 / 2967cc	3.0 / 2967cc	3.0 / 2995cc
Bore/stroke, mm	83 / 91.4	83 / 91.4	84.5 / 89.0
Max power, kW @ rpm	170 @ 4000	210 @ 4000	250 @ 5300
Max torque, Nm @ rpm	500 @ 1750-3000	600 @ 1750-3000	450 @ 1500-5300
Compression ratio	16.3/1	16.3/1	11.2/1
Fuel System	Direct injection	Direct injection	Direct injection
Ignition system	Electronic	Electronic	Electronic
Exhaust emission control	Dual-Circuit exhaust gas recirculation, oxidising catalytic converter, Diesel particulate filter, NOX storage catalytic converter and SCR System	Dual-Circuit exhaust gas recirculation, oxidising catalytic converter, Diesel particulate filter, NOX storage catalytic converter and SCR System	Three-way catalytic converter with Petrol particulate filter
Fuel type (Recommended)	Diesel	Diesel	Petrol
<b>Electric Motor</b>			
Type			Plug in Hybrid, permanently excited synchronous machine
Peak power output, kW			100
Peak torque, Nm			400
Battery Type			Li-Ion
Battery Capacity kWh, gross			17.9
Energy Consumption (Wh/km)			211
Electric range (km)***			51
<b>Engine &amp; Electric Motor Combined</b>			
Max power, kW			340
Max torque, Nm			700
<b>Transmission</b>	<b>8 Speed Automatic</b>	<b>8 Speed Automatic</b>	<b>8 Speed Automatic</b>
Driven wheels	4MOTION All Wheel Drive	4MOTION All Wheel Drive	4MOTION All Wheel Drive
<b>Performance#</b>			
0 - 100 km/h, seconds	8.0	6.0	5.1
<b>Fuel consumption **</b>			
Combined, L/100km	7.6	7.7	5.7
Urban, L/100km	9.8	9.8	-
Extra Urban, L/100km	6.4	6.6	-
CO2 emission g/km~	200	202	130
Fuel tank capacity litres	90	90	75
AdBlue tank capacity litres	24	24	-
<b>Running gear</b>			
Suspension			
Front Axle	Five Link MacPherson Strut	Five Link MacPherson Strut	Five Link MacPherson Strut
Rear Axle	Five Link Rear Axle	Five Link Rear Axle	Five Link Rear Axle
Steering	Electromechanical	Electromechanical	Electromechanical
Brake Systems	Front and Rear Hydraulic Disc Brakes	Front and Rear Hydraulic Disc Brakes	Front and Rear Hydraulic Disc Brakes
<b>Brakes</b>			
Front	6 Piston with 350 mm Rotors	6 Piston with 350 mm Rotors	6 Piston with 400 mm Rotors
Rear	Single piston with 330mm Rotors	Single piston with 330mm Rotors	Single piston with 350mm Rotors
Turning Circle m (210TDI R-Line)	12.19	12.19 (11.19)	12.19

\*\*\*Figure based on ADR 81/02 (pure electric range). Figure is derived from laboratory testing. Factors including but not limited to driving style, road and traffic conditions, environmental influences, vehicle condition, use of ancillary features (eg air conditioning) and accessories (including wheel size) fitted, will in practice in the real world lead to figures which generally differ from those advertised. Advertised figures are meant for comparison amongst vehicles only.

\*\* Fuel consumption figures according to ADR 81/02 derived from laboratory testing. Factors including but not limited to driving style, road and traffic conditions, environmental influences, vehicle condition and accessories fitted, will in practice in the real world lead to figures which generally differ from those advertised. Advertised figures are meant for comparison amongst vehicles only.

# Please note figures are sourced from overseas data where equipment levels by model variant may vary.

α Please note running clearance measurement may vary with wheel size, tyre pressures and tread depth.

+ Rear seat bench as far forward as possible, backrest upright.

# Technical Specifications Cont.

	170TDI	210TDI Elegance / 210TDI Wolfsburg Edition	R
<b>Weights</b>			
Tare Mass kg	2157	2242	2415
Towing Capacity	Please refer to the specific Vehicle Towing page.	Please refer to the specific Vehicle Towing page.	Please refer to the specific Vehicle Towing page.
<b>Exterior dimensions mm</b>			
Overall length	4889	4889	4889
Width	1984	1984	1984
Height	1718	1757	1757
Wheelbase	2894	2888	2888
<b>Track mm</b>			
Front	1663	1660	1660
Rear	1679	1670	1670
Running clearance mm*	216	180	180
<b>Luggage area dimensions#</b>			
Luggage Area volume L			
Rear seat upright+	810	810	810
Rear seat folded	1800	1800	1800
Luggage area floor length mm			
Rear seat upright	1051	1051	1051
Rear seat folded	1910	1910	1910
Luggage area width mm			
At narrowest point	1173	1173	1173
Luggage load height mm			
To roof	768	768	768

\*\*\*Figure based on ADR 81/02 (pure electric range). Figure is derived from laboratory testing. Factors including but not limited to driving style, road and traffic conditions, environmental influences, vehicle condition, use of ancillary features (eg air conditioning) and accessories (including wheel size) fitted, will in practice in the real world lead to figures which generally differ from those advertised. Advertised figures are meant for comparison amongst vehicles only.

\*\* Fuel consumption figures according to ADR 81/02 derived from laboratory testing. Factors including but not limited to driving style, road and traffic conditions, environmental influences, vehicle condition and accessories fitted, will in practice in the real world lead to figures which generally differ from those advertised. Advertised figures are meant for comparison amongst vehicles only.

# Please note figures are sourced from overseas data where equipment levels by model variant may vary.

\* Please note running clearance measurement may vary with wheel size, tyre pressures and tread depth.


+ Rear seat bench as far forward as possible, backrest upright.

# Vehicle Towing

The Owner's Manual contains both general and detailed specific information relating to the vehicle's ability for the towing of trailers and should be referenced to ensure familiarity with its contents. In addition to this information it should also be noted that for the Australian market the maximum permitted vertical load exerted by the trailer drawbar on the ball head of the towing bracket must not exceed the values as stated and shown for each model type below.


Different trailer types and different trailer manufacturers have varying towball downloads. The customer should always contact the trailer manufacturer for information as to the maximum download weight. Volkswagen does not recommend the fitting of load levelling or weight distribution devices when used with a Volkswagen Genuine towbar. When fitted and used correctly, the Volkswagen Genuine towbar is capable of meeting the towbar/towball capacities as stated and shown for each model type below.

## Towing Capacity

 **NOTE: Towbar capacities must not be exceeded. Volkswagen Group Australia recommends the use of a Genuine Volkswagen Accessory Towbar. Volkswagen Group Australia does not endorse or will not be held liable for any claim, loss or damage arising from the use or fitment of electronic trailer brakes.**

Touareg Variant	Model Code	Towbar Capacity Unbraked kg	Towbar Capacity Braked kg
170TDI	RC834J	750	3,500
210TDI Elegance/ R-Line	RC8*7J	750	3,500
340PHEV R	RC8RZJ	750	3,500

## Maximum Permitted Gross Rear Axle Weight Rating and Maximum Downball Weight

 **NOTE: The Maximum Permitted Gross Rear Axle Weight Rating is inclusive of the Maximum Downball Weight and must not be exceeded. The Maximum Downball Weight must also not be exceeded.**

Touareg Variant	Model Code	Maximum Permitted Gross Rear Axle Weight Rating kg	Maximum Downball Weight kg
170TDI	RC834J	1,530	280
210TDI Elegance/ R-Line	RC8*7J	1,500	215
340PHEV R	RC8RZJ	1,630	220

## Maximum Gross Vehicle Mass and Maximum Gross Combination Mass

 **NOTE: The Maximum Gross Vehicle Mass (GVM) and Maximum Gross Combination Mass (GCM) must not be exceeded.**

Touareg Variant	Model Code	Maximum Gross Vehicle Mass (GVM) kg	Maximum Gross Combination Mass (GCM) kg
170TDI	RC834J	2,850	6,350
210TDI Elegance/ R-Line	RC8*7J	2,850	6,350
340PHEV R	RC8RZJ	3,020	6,520

# Glossary

## 4MOTION all-wheel drive

A permanent all wheel drive system that provides the best possible traction at all road speeds, in all weather and road conditions.

The Touareg's power is handled by a transfer box bolted directly to the 8 speed automatic gearbox. The asymmetric/dynamic torque distribution by the centre differential is based on a purely mechanical system. Locking power is generated in the centre differential in proportion to the drive torque. The locking power and basic distribution of the transfer box result in the drive torque that is transferred to the front and rear axles. Approx. 70% of the drive torque can thus be directed to the front axle or approx. 80% to the rear axle depending on the driving situation and road surface. Furthermore, the mechanical torque distribution by the centre differential works closely with the wheel specific drive torque regulation by the ESC.

## Adaptive Cruise Control (ACC)

Adaptive Cruise Control (ACC) is an extension of the conventional cruise control system with advanced capabilities based on a radar sensor. When ACC is activated, the vehicle automatically brakes and accelerates to a speed and distance set by the driver.

If the Touareg approaches a slower vehicle, the ACC brakes the car to the same speed and maintains the pre-selected distance. Even when a vehicle pulls into the same lane in front of you or slows, your vehicle is automatically decelerated to the pre-selected distance. If the vehicle ahead moves out of your lane, the Touareg then accelerates up to the pre-set desired speed.

Deceleration of the vehicle may take place via intervention in the engine management system. If deceleration via engine torque is not sufficient, brake intervention takes place, braking the vehicle to a standstill if the traffic situation necessitates. ACC can be reactivated automatically by depressing the accelerator pedal.

The dynamics of the ACC system can be individually varied by selecting one of the driving programs from the driver profile selector.

Adaptive Cruise Control (ACC) cannot replace the driver's attentiveness. The driver is still legally responsible for the vehicle and must monitor the speed and distance in relation to other vehicles. The ACC system should not be used on winding roads or in adverse weather conditions such as heavy rain.

## Anti-lock Braking System (ABS)

When braking, wheel speed sensors measure the road wheel speed and should one or more wheels start to lock the ABS system reduces brake pressure to that wheel. This prevents the wheels from locking during heavy or emergency braking, enabling the vehicle to remain steerable.

## Anti-Slip Regulation (ASR)

ASR is a traction control system that prevents the wheels from spinning under acceleration by reducing engine torque.

## Auto Hold function

As soon as the vehicle comes to a complete stop, the ABS hydraulic unit stores the vehicle's final braking pressure. So even when you take your foot off the brake pedal, all four wheels' brakes remain applied, providing increased comfort in stationary traffic. This function is released automatically when you drive off again.

## Brake Assist

During emergency braking, Brake Assist aids the driver by increasing the brake pressure automatically to a level exceeding the locking limit. The ABS is thus quickly brought into the operating range, which enables maximum vehicle deceleration to be achieved.

## Driving Profile Selection with 4MOTION Active Control

Driving profile selection provides the driver with a wide-ranging choice of settings that can be made to the vehicle according to the driver's preferences. The driver has the option of choosing between the following driving profiles: Normal, Sport, Eco, Comfort, Off-road and Individual. The Normal profile offers a comfortable but dynamic driving style. Sport provides faster response of the accelerator pedal, sportier damping and steering. Eco mode has been designed to enhance fuel efficiency by adapting engine performance, earlier gearshift points and consumption-optimised control of the air conditioning system. Comfort mode offers a more relaxed and comfortable driving experience, primarily through the softer suspension setting of the adaptive chassis control. The Individual setting allows the driver to separately set various parameters including steering, engine, Adaptive Cruise Control (ACC) and air conditioning.

4MOTION Active Control provides for the convenient selection of on-road and off-road driving profiles for model equipped with 4MOTION by means of a rotary dial. Rotating the dial selects one of four special all-wheel drive modes: Snow, On-road, Off-road (automatic configuration of the off-road parameters) and Off-road individual (variable settings).

## Electronic Brake-pressure Distribution (EBD)

Electronic, more sophisticated means of regulating the ratio of front/rear brake pressure. Settings are varied according to driving and load conditions to ensure each wheel is braked to the optimum extent.

## Electronic Differential Lock (EDL)

EDL improves driving and steering characteristics when accelerating on road surfaces where each wheel has a different degree of traction. The system operates automatically and is combined with the ABS system. Using the ABS wheel sensors, EDL monitors the speed of the individual driving wheels. When a difference in driving wheel speed is detected (i.e. when one wheel starts to spin due to differences in road surfaces, e.g. due to water or dirt) the system brakes the spinning wheel, transferring engine power to the wheel with the best traction.

## Electronic Stabilisation Program (ESP)

ABS and ASR traction control systems are integrated into the Electronic Stabilisation Program (ESP). In short, ESP helps ensure that the vehicle goes where you steer it even in extreme driving conditions. The ESP system constantly compares the actual movement of the vehicle with pre-determined values and should a situation arise where the vehicle starts to skid, ESP will apply the brakes to individual wheels and automatically adjust the engine's power output to correct the problem. ESP prevents the vehicle from losing control when trying to avoid an accident, for example. It also reduces the effects of understeer or oversteer.

## Emergency Assist

Emergency Assist monitors the driving characteristics and recognises, within the limits of the system, if the driver suddenly becomes incapable of driving (due to the vehicle not being controlled).

Emergency Assist detects a lack of activity on the part of the driver and issues repeated visual and acoustic warnings and initiates a quick jolt of the brakes to request the driver to take control of the vehicle.

If the driver remains inactive, the system automatically controls acceleration, braking and steering to slow the vehicle down and keep it in the lane. If there is sufficient stopping distance, the system decelerates the vehicle to a complete stop and switches on the electronic parking brake automatically.

When Emergency Assist is actively controlling the vehicle, the hazard warning lights are switched on and the vehicle performs a slight snaking motion within its lane to warn other road users. Ideally this will prevent a collision, or at least reduce its severity.

# Glossary

Emergency Assist cannot replace the driver's attentiveness. The driver is still legally responsible for the vehicle and must monitor the speed and distance in relation to other vehicles. Emergency Assist utilises both the Adaptive Cruise Control (ACC) and Lane Assist driver assistance systems. The ACC system should not be used on winding roads or in adverse weather conditions such as heavy rain. The system will not work if there are no recognisable lane markings. The camera vision can be reduced by rain, snow, heavy spray or oncoming lights. This and vehicles in front of you can lead to the lane markings not being recognised by the Lane Assist system.

## Extended Electronic Differential Lock (XDL)

XDL is an extension of the Electronic Differential Lock (EDL) function. When cornering, XDL responds to the load relief at the driven wheel/s on the inside of a corner. The ESP hydraulics are used for the XDL to apply pressure to the wheel on the inside of the corner in order to prevent wheel spin. This improves traction and reduces the tendency to understeer. As a direct result of the one-sided and precise braking pressure, cornering is sportier and more accurate.

## Fatigue Detection

The driver Fatigue Detection system automatically analyses the driving characteristics and if they indicate possible fatigue, recommends that the driver takes a break. The system continually evaluates steering wheel movements along with other signals in the vehicle on motorways and others roads at speeds in excess of 60 km/h, and calculates a fatigue estimate. If fatigue is detected, the driver is warned by information in the Multi-function Display and an acoustic signal. The warning is repeated after 15 minutes if the driver has not taken a break.

Fatigue Detection cannot replace the driver's attentiveness. The driver is still legally responsible for the vehicle and therefore determining whether or not they are fit to drive. A driving time of 15 minutes is required in order to assess the driver correctly. The functionality of the system is restricted given a sporty driving style, winding roads and poor road surfaces.

## Front Assist with Pedestrian Monitoring

The Front Assist is both a high and low speed AEB monitoring system which uses a radar sensor to detect critical distance situations and thus help to shorten the braking distance, reducing the risk of a rear-end collision.

The traffic ahead is monitored constantly by the radar at the front. If a vehicle is detected ahead of you in the lane, the distance and the speed relative to it are calculated. If the gap is closing too fast, Front Assist initially warns the driver by means of an audible as well as a visual signal. At the same time, the brake pads are brought into contact with the brake discs and the sensitivity of the Brake Assist is increased. This primes the braking system for a possible emergency stop. Furthermore, an automatic jolt of the brakes warns the driver of the danger. If the driver also fails to react to the warning jolt, Front Assist brakes automatically, helping to avoid a collision or reduce the severity of the accident.

At vehicle speeds below 30km/h, Front Assist monitors the area ahead of the car for vehicles which might present a threat of collision. If a collision is likely, Front Assist first pre-charges the brakes and makes the emergency Brake Assist system more sensitive: if the driver should notice the risk, the car is ready to respond more quickly to their braking action. However, if the driver still takes no action and a collision becomes imminent, Front Assist independently applies the brakes very hard. If the driver intervenes to try to avoid the accident, either by accelerating hard or by steering, Front Assist will deactivate and allow the driver to complete the avoidance manoeuvre.

Pedestrian Monitoring is an extension of the Front Assist monitoring system. The system uses a camera to monitor the side of the road and a radar sensor in the radiator grille to monitor the area in front of the vehicle and within the limits of the system, register certain situations, for example a pedestrian stepping onto the road suddenly. Using the camera the system detects pedestrians on the side of the road and gives an immediate acoustic and visual signal to warn the driver of the possibility of danger. If the radar sensor then detects the pedestrian/cyclist and the driver does not brake, the system initiates a jolt of the brake as a warning about the critical situation, while at the same time preparing for hard braking. If the driver fails to react, the system

automatically performs emergency braking, within system limits. Ideally this will prevent a collision, or at least reduce its severity.

Front Assist with Pedestrian Monitoring cannot replace the driver's attentiveness. The driver is still legally responsible for the vehicle and must monitor the speed and distance in relation to other vehicles.

## Lane Assist

Lane Assist is a lane departure warning system that is designed to help reduce the likelihood of the vehicle leaving the road or crossing into an oncoming lane and therefore the risk of accident as a result of driver distraction or a lapse in concentration.

The Lane Assist system monitors the road ahead with the aid of a camera (located near the interior rear-view mirror) which recognises lane markings and evaluates the position of the vehicle. If the vehicle starts to leave the lane, the Lane Assist system takes corrective steering action. If this is not sufficient the driver is warned about the situation by a steering vibration and is asked to take over the steering. Additionally, if no active steering movements by the driver are recognised for longer than approximately 8 seconds, a message will appear in the Multi-Function Display in conjunction with a warning tone. The corrective steering function can be overridden by the driver at any time and the system does not react if the turn indicator is set before crossing a lane marking.

Lane Assist cannot replace the driver's attentiveness. The driver is still legally responsible for the vehicle and therefore staying in the lane at all times. The system will not work if there are no recognisable lane markings. The camera vision can be reduced by rain, snow, heavy spray or oncoming lights. This and vehicles in front of you can lead to the lane markings not being recognised by the Lane Assist system. The Lane Assist system does not activate at a vehicle speed of less than 65km/h.

## Manoeuvre braking

Manoeuvre braking assists the driver to avoid or reduce damage in a potential collision by initiating emergency braking. It supports the driver during forward and reverse manoeuvring in a speed range of a maximum 10 km/h. If the risk for an accident is recognised, emergency braking is initiated to minimise possible damage.

Manoeuvre braking cannot replace the driver's attentiveness. The driver is still legally responsible for the vehicle. The object must be detected by the sensors. If the driver notices a risk that pedestrians, other vehicles or objects could be damaged they need to react accordingly and stop the vehicle.

## Multi-collision brake

The multi-collision brake has been designed to provide effective assistance for the driver in the moments after an accident. Multi-collision brake triggers automatic controlled braking once an initial collision has been detected so as to reduce the intensity of further accidents after a collision and can help prevent follow-on collisions with oncoming traffic.

The triggering of the multi-collision brake is based on a collision being detected by the airbag sensors. The ESP control unit limits the deceleration of the vehicle by the multi-collision brake to a defined value and vehicle speed. The vehicle can still be controlled by the driver, even when automatic braking is taking place. The driver can interrupt the multi-collision braking at any time by accelerating or braking even more strongly.

# Glossary

## Park Assist & Park Assist Plus

The third generation Park Assist system actively helps the driver when entering or reversing into 90° parking bays, as well as reversing into and driving out of parallel parking spaces. The system works by using sensors mounted either side of the front and rear bumpers together with parking distance sensors front and rear. To park, the driver simply presses the Park Assist button to select the type of parking manoeuvre and uses the appropriate indicator as the car slowly passes the potential parking space. Sensors scan the size of the parking space as the car is driven past and the driver is alerted if the parking space is big enough. If there is sufficient space, the driver stops the car, selects the correct gear and lets go of the steering wheel.

Park Assist will alert the driver of the intended path and subsequently the appearance of obstacles in the Multi-Function Display, within the driver's field of vision. Park Assist then actively supports the driver by taking over the steering control and parks the vehicle in the available space using the ideal course, if necessary with several moves. The driver can however take over the control of the steering at any time and end the automatic parking procedure.

Park Assist Plus, further aides the driver by taking over the throttle, braking and gear change functions. After starting the normal Park Assist process, the system will indicate that Park Assist Plus is available on the Active Info Display. By simply pressing the Park Assist Auto button on the infotainment display, the Touareg will automatically change gears and control the throttle, braking and steering to guide the vehicle into the intended spot. The driver must remain attentive at all times and can slow the parking manoeuvre or stop the vehicle at any time by depressing the brake pedal.

Park Assist cannot replace the driver's attentiveness. The driver is still legally responsible for the vehicle. If the driver notices a risk that pedestrians, other vehicles or objects could be damaged or if they are uncertain of the risk, they will need to react accordingly and stop the vehicle, ending the function.

## Side Assist with Rear Traffic Alert

Side Assist, is a lane change assistant that detects vehicles on the right and left hand side of the lane, in the blind spot and those vehicles coming nearer behind. The system informs with a warning light in the exterior mirror whenever a detected vehicle is close and a lane change would be dangerous. If the driver sets the indicator, the warning light begins to flash. Rear Traffic Alert warns the driver of approaching traffic at the rear of the car when reversing via an audible warning followed by a visual message in the Optical Parking System (OPS).

Side Assist also works in conjunction with the Lane Assist system. If another vehicle is in the blind spot during a lane change, the dual assist system warns the driver by means of flashing LEDs in the right-hand or left-hand exterior mirror and by vibrations on the steering wheel. It also supports the driver by means of a corrective steering intervention. This procedure occurs regardless of the state of the turn indicators.

## Travel Assist

Travel Assist is an assistance system for partly automated driving. At the push of a button, Travel Assist can support the driver in monotonous and tiring driving situations commonly encountered on long motorway journeys. This system combines the functions of Adaptive Cruise Control (ACC), Lane Assist with adaptive lane guidance and Side Assist to accelerate, brake and maintain the vehicle's position within its lane. The capacitive steering wheel can detect whether the driver's hands are on the steering wheel in readiness to steer the vehicle and will issue a visual and audible warning when not detected.

Travel Assist cannot replace the driver's attentiveness. The driver is still legally responsible for the vehicle and must monitor the speed and distance in relation to other vehicles. Travel Assist has been developed for use only on motorways. The ACC system should not be used on winding roads or in adverse weather conditions such as heavy rain. The system will not work if there are no recognisable lane markings. The camera vision can be reduced by rain, snow, heavy spray or oncoming lights. This and vehicles in front of you can lead to the lane markings not being recognised by the Lane Assist system.



Touareg R Model Shown

# Touareg

Volkswagen Group Australia Pty Ltd  
895 South Dowling Street, Zetland NSW 2017  
ABN 14 093 117 876

Produced in Australia  
January 2026

Publication: VWPTOURANGMY26

Your Volkswagen Dealer.

#### Important information

Apple CarPlay® is a registered trade mark of Apple Inc. Android Auto™ is a registered trade mark of Google Inc. Bluetooth® is a registered trade mark of Bluetooth SIG Inc.

Volkswagen is distributed by Volkswagen Group Australia Pty Ltd, 24 Muir Road Chullora, NSW 2190. ABN 14 093 117 876. Specifications are as planned at January 2026 for Model Year 2026 and are subject to change without notice or obligation. All information in this specification sheet is correct at the time of publication, however variations may occur from time to time and Volkswagen, in so far as it is permitted by law to do so, shall not be liable in any way as a result of any reliance by any person on anything contained in this specification sheet. Authorised Volkswagen dealers will provide up-to-date information on model application, design feature, prices and availability on request.