



Touareg



Contents

- 03** Exterior
- 05** Interior
- 07** Technology
- 09** Safety
- 10** Performance
- 11** Optional Packages
- 12** Colours & Upholstery
- 13** Accessories
- 14** 5 Year Warranty
- 15** Volkswagen Choice
- 16** Specification Highlights

Exterior

With its perfect proportions, smooth contours and purposeful styling, the Touareg range has been designed for maximum visual impact. The Touareg welcomes a range of Euro6 engines including the 170TDI and 210TDI. More fuel efficient than their predecessors, these engines offer their driver unprecedented power and comfort, all while in the unmistakable luxury and style of the Touareg. This is a vehicle that looks as good as it performs.

Wider and longer than its predecessor, the Touareg is nevertheless lighter thanks to the combination of aluminium and high-tech steel used in its construction.

The Touareg's strong silhouette is assisted by its longer bonnet, which extends down to LED headlights in the 170TDI variant and IQ.LIGHT Matrix LED headlights in the 210TDI variants set either side of an assertive front grille. Chrome strips extend from the Volkswagen roundel, framing the headlight and grille assembly and presenting an attractive facade to oncoming traffic.

The chrome theme continues down the length of the vehicle, with chrome highlights featured around the window frames and lower body side mouldings. A bold character line draws the eye from front to rear, emphasising the Touareg's sleek profile and powerful, sculpted shoulders.

Perfectly complementing the vehicle's dynamic appearance are striking 19-inch 'Osorno' alloy wheels in the 170TDI, with larger 20-inch 'Montero' alloy wheels a feature of the 210TDI Elegance variant. The addition of the 210TDI R-Line brings with it the 20" Nevada alloy wheels.

The back end of the Touareg is all style and practicality. Premium LED taillights on the 210TDI variants sit broadly across the rear panels and tailgate, offering a sense of cohesion and minimalist design. The Touareg's electronic tailgate with Easy Open & Close takes the hassle out of opening the boot, while under the tailgate are eye-catching chrome trapezoidal tailpipes set either side of a sporty diffuser.

Perfect aesthetics and impressive design features front to rear come together to create an SUV with palpable on-road presence.



01 Rear tail lights, Premium LED with dynamic turn signals
02 20" Nevada alloy wheel



Touareg 210TDI Elegance

Interior

The Touareg's sophisticated and comfortable cabin is the perfect match for its sporty and dynamic exterior styling. Spacious design, impressive fit and finish, and an array of technological conveniences combine to create a driving experience that is at once luxurious and deeply satisfying.


The Touareg's electric front seats have been designed to provide maximum comfort even on long journeys. Driver and front seat passenger can enjoy perfect temperature regulation by altering the heat setting. And front seat occupants in the 210TDI variants Touareg can revel in the vehicle's ventilated seats with 18-way electrical adjustment, pneumatic side bolsters in both the seat cushion and backrest, and a special massage function with eight pre-set massage programs.

The dashboard is the epitome of sophisticated and functional design. Nestled in front of the three-spoke leather-covered, flat-bottomed steering wheel is the instrument cluster with large multifunction display. It blends into a contoured dashboard that features Volkswagen's impressive 9.2-inch Discover Pro infotainment system with App-Connect[~], four USB ports and a facility for inductive wireless charging of your smartphone.

The innovision cockpit, now standard on the 210TDI variants, forms a seamless digital instrument cluster and infotainment screen on a sleek curved glass surface. Operated by touch, gestures or voice control, the innovision cockpit offers complete control with no switches.

Sophisticated touches abound throughout the cabin, such as chrome trim on the air vent surrounds, brushed aluminium inserts on the dashboard and flooring, and a gearshift knob with leather and aluminium finish. Ambient interior lighting lends a distinguished air throughout.

Proving that the Touareg's cabin is as practical as it is classy, there's an impressive 1800 litres of boot space available with the rear seat folded (810 litres with the rear seat upright).



01 Inductive wireless phone charging

02 ErgoComfort ventilated front seats with massage function



Touareg 210TDI Elegance

Technology

Few vehicles feature an exceptional array of technological innovation in one package quite like the Touareg.

Standard across the range are practical comforts such as automatic headlights, auto-dimming mirrors and rain-sensing wipers. Other features, such as IQ.LIGHT Matrix LED headlights in the 210TDI variants not only incorporate a headlight washing system, they use individually controllable LEDs to form a beam pattern that can be adapted to a variety of driving situations.

There's no limit to the multimedia options available to you courtesy of Volkswagen's pioneering 9.2-inch Discover Pro navigation system with Gesture Control and Voice Control. It features App-Connect™ technology that allows access to compatible smartphone apps via Apple CarPlay® and Android Auto™, as well as four USB ports.

Other driver aids have been fitted to make driving and life's little challenges – such as parking – that much simpler.

Negotiating shopping centre car parks is a cinch with Park Assist*. It uses Rear View Camera (RVC Plus)* and front and rear parking sensors to carefully guide you into, or out of, tight parking spaces. Other handy features include Keyless Access and Start, which takes the hassle out of getting in your Touareg and driving away, and Driving Profile Selection with 4MOTION Active Control, which allows for customisation of the driving experience.

Also included is Adaptive Cruise Control (ACC)*, an intelligent system that not only maintains a speed set by the driver but keeps a safe distance from the vehicle in front by modulating braking and accelerating as required. Adaptive Cruise Control* is particularly useful when driving long distances, as is Driver Fatigue Detection*, which provides a visual and audible signal when it's time to take a break.

-App-Connect is compatible for selected apps with the latest smartphone versions of iOS and Android, active data service, and connection cable (sold separately).

*Safety technologies are designed to assist the driver, but should not be used as a substitute for safe driving practices.



01 App-Connect™ USB Interface

02 IQ. Light Matrix LED headlights



Safety

Peace of mind is yours when you drive the Touareg. A comprehensive array of active and passive safety features has been included across the range, all of which have been designed and tested with one objective in mind – keeping vehicle occupants and other road users safe.

It's apt that a vehicle as technologically superior as the Touareg should receive safety systems never seen before in the range.

Among the compelling technology featured in the vehicle is Front and Rear Cross Traffic Assist*, an ingenious aid for helping drivers 'nose out' into traffic when vision of that traffic is obscured. Sensors monitor the area around the vehicle, with optical and acoustic warnings issued when oncoming traffic is detected. The system will implement an emergency stop if it detects that a collision is imminent.

Similarly, Pedestrian Monitoring* will first alert the driver, and then implement an emergency braking procedure if needed, to avoid striking a pedestrian about to cross the vehicle's path.

Other safety systems are there for when you need them, such as Traffic Jam Assist*. It uses Adaptive Cruise Control (ACC)* and Lane Assist* with Adaptive Lane Guidance* to maintain the Touareg's distance from the vehicle ahead, and its position within the appropriate lane, in busy stop-and-go traffic.

The Touareg's Emergency Assist* function uses ACC* and Lane Assist* to detect steering, braking or acceleration inactivity on the part of the driver, such as when the driver falls asleep or is incapacitated. The system will initiate an escalating series of attempts to alert the driver, before performing a safe emergency stop as a last resort.

Naturally, these systems work in concert with Volkswagen's trusted range of established safety features, such as 360° Proactive Occupant Protection*, Side Assist* and more, to prioritise safety with every drive.



01 Pedestrian Monitoring*

02 Adaptive Cruise Control (ACC)*

03 Front Cross Traffic Assist*

*Safety technologies are designed to assist the driver, but should not be used as a substitute for safe driving practices.

Performance

The Touareg's athletic styling and broad stance are the first indication of the performance potential lurking within Volkswagen's latest premium SUV.

The Touareg has been built to be driven and enjoyed. It features a 3.0L turbocharged TDI engine capable of providing an impressive 170-210kW of power and 500-600Nm of torque.

The Touareg's potent power is transferred to the road via an efficient 8-speed automatic gearbox, which provides seamless shifts under acceleration and deceleration.

Clever 4MOTION permanent all-wheel drive ensures the vehicle retains optimum traction by continually adjusting power distribution to the front and rear axles as needed. Approximately 70 per cent of the power available can be directed to the front axle and up to 80 per cent to the rear axle depending on the driving situation and road surface.

Every Touareg receives 4MOTION Active Control, which allows the driver to tailor his or her driving experience by selecting one of four all-wheel drive modes via a rotary dial – Snow, On-road, Off-road (automatic configuration of the off-road parameters) and Off-road Individual (variable settings).

Driving Profile Selection offers further customisation of the vehicle's performance with a choice of Normal, Sport, Eco, Off-road and Individual driving modes (plus Comfort driving mode in the 210TDI variants) all selectable from the centre console.

The Touareg inspires confidence no matter the road surface. Steel spring suspension with front McPherson struts provides the Touareg with assured ride and handling, while the addition of 4-corner air suspension with electronic damping in the 210TDI variants means even greater levels of comfort when taking on rough terrain.

With its combination of precision and prowess, Volkswagen's Touareg lays down the performance gauntlet to its rivals in the premium SUV class.



01 8-Speed Automatic Gearbox

02 15" Discover Premium in optional Innovision Package

03 3.0-litre turbocharged TDI engine

Optional Packages

Touareg drivers wanting to enhance their everyday driving experience with added levels of technology and innovation will want to consider one of several outstanding optional packages.

Included in the Innovision Package, optional on the 170TDI, is a 12.3-inch Digital Cockpit that takes the place of a traditional instrument cluster with high-definition vehicle information such as navigation, assistance and comfort systems. Equally impressive is the windshield-projected Head-up Display, which allows the driver to monitor the vehicle's speed, navigation directions and driver assist systems without having to avert their eyes from the road.

The Discover Premium navigation system takes in-car infotainment to the next level with its 15-inch touch-screen display offering DAB+ digital radio, information, communication and entertainment in one integrated package. With Voice Command and Gesture Control functionality, it's also exceedingly easy to use. The addition of a volume scroll wheel in the glossy black centre console means fine volume adjustments can be made quickly and without fuss.

The Innovision Package gives drivers the ability to further customise their vehicle's interior with additional ambient lighting in a choice of 30 selectable colours.

The Touareg 210TDI variant offer offers discerning drivers the choice of two options. The Sound & Comfort package offers crystal clear audio with the Dynaudio Consequence Sound System and a raft of conveniences such as Area View, 4-Zone Climate Control with rear seat control panel, heated outboard seats in the second row.

The second option, Panoramic Electric Glass Sunroof, gives 210TDI variant drivers the opportunity to take full advantage of Australia's favourable weather conditions.



Colours & Upholstery

The Touareg 170TDI and Touareg 210TDI variants are available in six eye-catching paint finishes, including Antimonial Silver Metallic, Aquamarine Premium Metallic, Malbec Red Premium Metallic, Pure White, Silicone Grey Metallic and Deep Black Pearl Effect, with the Metallic, Premium Metallic and Pearl Effect paint finishes available at an additional cost.

Vienna leather appointed upholstery# in the Touareg 170TDI is soft and supple to the touch, while Varena leather appointed upholstery in the Touareg 210TDI variants will have vehicle occupants sitting in the lap of luxury.



Please note that Metallic, Premium Metallic and Pearl Effect paint are optional at extra cost. The print process does not allow for exact reproduction of the exterior or the upholstery colours. Please contact your Volkswagen Dealer for further information on colours and upholstery combinations.

#Leather appointed seats have a combination of genuine and artificial leather, but are not wholly leather.

Volkswagen Accessories

Volkswagen Genuine Accessories ensure your Volkswagen remains 100% Volkswagen. The extensive range of Touareg Genuine Accessories provides you with the opportunity to adapt your Touareg even more precisely to your individual needs. From transport, exterior and interior solutions to alloy wheels that perfectly complement your Volkswagen, your every need is catered for.



Optional accessories are available at an extra cost. Please note that the above accessories may have an effect on fuel efficiency. For a full range of Volkswagen Genuine Accessories, please visit www.volkswagen.com.au



5 years Unlimited Kilometre Warranty

At Volkswagen, we pride ourselves on the highest quality standards that come with German engineering.

We back this commitment with a 5 year unlimited kilometre warranty on all new Volkswagen vehicles¹.



1 year Roadside Assist

Every new Volkswagen comes with a 1 year Roadside Assist membership².

That's 24 hour roadside assistance, emergency accommodation, car rental and towing as well as property and other assistance, all included for added peace of mind.



Volkswagen Care Plans

Volkswagen Care Plans³ have you covered for your first 3 or 5 scheduled services, providing you savings off the total Assured Service Pricing RRP. It's convenient, hassle-free scheduled servicing easily available for purchase at your local Volkswagen Dealer.



Assured Service Pricing

Assured Service Pricing⁴ gives you the comfort to know the cost of your first 5 scheduled services, when servicing your vehicle at any authorised Volkswagen dealership.

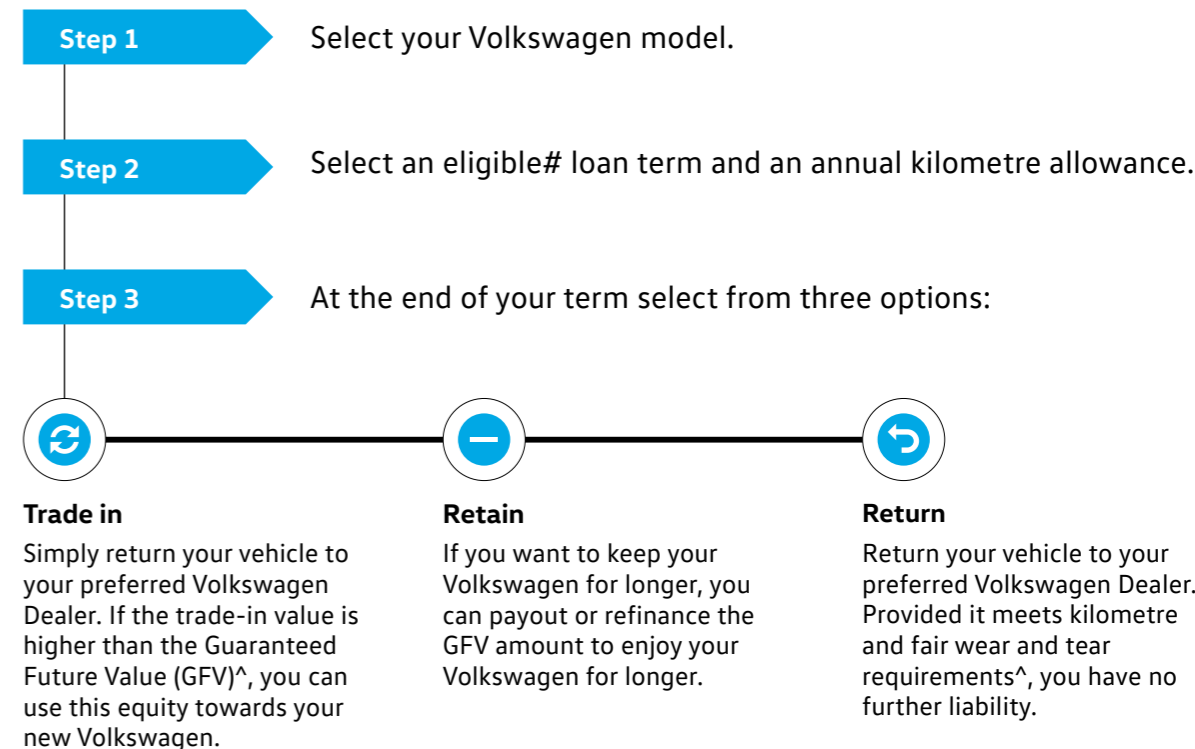
Our Volkswagen dealers have access to the latest diagnostic equipment and tools. Plus, they use Volkswagen Genuine Parts[®] to ensure your Volkswagen stays a Volkswagen.

Volkswagen Choice[^]

Guarantee the minimum future value of your Volkswagen

Naturally we understand that your Volkswagen represents a valuable investment, so we understand that you want to maintain it in premium condition. Volkswagen Choice[^] is a finance program tailored to the requirements of Volkswagen owners by providing assurance around your Volkswagen's future value[^], whilst offering simple monthly instalment financing options.

Whether you are selecting your new Volkswagen for business or personal use, you can choose the contract term that best suits your requirements. Enjoy the confidence that comes from having locked in a minimum value up front to be attributed to your vehicle at the end of your contract[^]. There are also no account keeping fees with a fixed interest rate.



1. Conditions and exclusions apply, see <https://www.volkswagen.com.au/en/owners-service/warranty.html>. Your rights under this warranty are provided in addition to, and in some cases overlap with, consumer guarantees under the Australian Consumer Law and do not limit or replace them.

2. Volkswagen Assist (Roadside Assistance) Conditions and exclusions apply, see <https://www.volkswagen.com.au/en/owners-service/service-repairs-parts/roadside-assist.html>

3. Volkswagen Care Plans are available for purchase at <https://www.volkswagen.com.au/en/owners-service/care-plans.html> or from participating authorised Volkswagen Dealers for Eligible Vehicles and covers standard items as contained in each scheduled service interval only. The service intervals occur every 15,000 KM/12 months (whichever occurs first) for all models except MY18 to current Crafter vehicles and MY21 onwards Amarok vehicles, which are scheduled to occur every 20,000 km/12 months (whichever occurs first). These Care Plans can only be purchased prior to the first scheduled service and up to 22,500 km/15 months (whichever occurs first) for all models except MY18 to current Crafter vehicles and MY21 onwards Amarok vehicles which is 30,000 km/15 months (whichever occurs first). The timeframe takes effect from when the vehicle is first reported in our system as 'sold'. Discount structure varies by model. For details of what is not included in a scheduled service, please refer to the program terms and conditions.

4. Volkswagen Assured Service Pricing is current as at the date the customer obtains a price from the Volkswagen Service Pricing Guide or from a participating authorised Volkswagen dealer and is subject to change without notice. Customers are advised to confirm current pricing on the Volkswagen Service Pricing Guide or with an authorised Volkswagen dealer on the day of each scheduled service. Volkswagen Assured Service Pricing applies to the cost of standard items in each of the first 5 standard scheduled services of your vehicle which are scheduled to occur at every 15,000 km/12 month interval (whichever occurs first) or for MY18 to current Crafter vehicles and MY21 and MY22 Amarok vehicles only, 20,000kms/12 month interval (whichever occurs first). Exclusions and conditions apply. For more details on the eligible models, pricing, items not included and for full terms and conditions, please see <https://www.volkswagen.com.au/app/locals/service-pricing-guide>. Volkswagen Australia reserves the right to at any time modify or discontinue the Volkswagen Assured Service Pricing program.

[^]Volkswagen Guaranteed Future Value consists of an option to return your vehicle to Volkswagen Financial Services (VFS) ABN 20 097 071 460, Australian Credit Licence 389344, at the end of the term and requires VFS to purchase the vehicle at an agreed price determined by VFS, known as the Guaranteed Future Value (GFV). [#]Eligible loan terms include 12-60 months, vary by model and are subject to change, ask dealer for more information. At the end of the term, you can elect to: (1) trade-in; (2) return; or (3) retain the vehicle by paying the GFV, which is a lump sum owed to VFS at the end of the loan term after all repayments have been made. You will be liable for any loan contract deficit and additional charges if you exceed the nominated kilometre allowance and/or the vehicle is not in an acceptable condition. Available on new and demonstrator Volkswagen vehicles for selected models. Contact your Official Volkswagen Dealer to verify eligible vehicles for this program. Fleet, government, rental buyers, hire car and chauffeur companies excluded.

Specification Highlights

For more information on features and specifications, please download the specification sheets available at volkswagen.com.au.

170TDI	210TDI Elegance	210TDI R-Line
3.0L V6 170kW / 500Nm	3.0L V6 210kW / 600Nm	
8 Speed Automatic & 4MOTION Permanent All Wheel Drive		
<ul style="list-style-type: none"> • IQ.DRIVE - Front Assist with Pedestrian Monitoring, Travel Assist with Adaptive Lane Guidance, Emergency Assist, Lane Assist, Adaptive Cruise Control, Side Assist with Front & Rear Cross Traffic Assist, Park Assist, Driver Fatigue Detection, 360° Proactive Occupant Protection and Front & rear parking sensors[^] • Rear view camera • Electronic tailgate with Easy Open & Close & Keyless Access and start • LED Headlights, daytime driving lights and tail lights • Automatic headlights, auto dimming mirrors and rain sensing wipers • 19" Osorno alloy wheels with space saver spare wheel • 9.2" Discover Pro navigation system with App-Connect[~] • 4x USB ports and wireless phone charging • Vienna Leather appointed trim*, heated and electric front seats • Air Care 2-zone climate control air conditioning with hard key control • Driving profile selection with 4MOTION Active Control 	<ul style="list-style-type: none"> • IQ.LIGHT Matrix LED Headlights • Premium LED tail lights with dynamic indicators • 20" Montero alloys wheels with space saver spare wheel • 4 corner air suspension • Varena appointed leather appointed trim* in 'Soul' black or 'Mistral' two-tone • Heated and ventilated front seats with 8 different massage programs • Innovision package - 15" Discover Premium with Digital Radio DAB+, 12.3" Digital Cockpit, Windshield projected Head-up Display, Additional ambient interior lighting with 30 selectable colours, Volume scroll wheel & Glossy black centre console 	<ul style="list-style-type: none"> • All-wheel steering • Active roll stabilization • 20" Nevada alloy wheels with inflatable spare wheel • R-Line front and rear bumpers • Rear and side window tint 82% light absorbing • R-Line Varena leather appointed upholstery* • Memory for front seats & mirrors • Brushed stainless steel foot pedals • R-Line multi-function steering wheel, heated and with shifting paddles • "Soul Black" headliner
Optional Metallic, Premium Metallic or Pearl Effect paint		
Optional panoramic electric glass sunroof		
Optional Sound & Comfort package: Area View, Dynaudio Consequence Sound System, 4-Zone Climate, Memory for front seats & mirrors, Row 2 heated outboard seats, Park Assist Plus, Manoeuvre braking and inflatable spare wheel (Memory for front seats & mirrors and inflatable spare wheel are already standard in 210TDI R-Line)		
Optional Innovision package: 15" Discover Premium with Digital Radio DAB+, 12.3" Digital Cockpit, Windshield projected Head-up Display, Additional ambient interior lighting with 30 selectable colours, Volume scroll wheel, Glossy black centre console & inflatable spare wheel		

For a comprehensive list of features and specifications, please refer to www.volkswagen.com.au
[~] App-Connect is compatible for selected apps with the latest smartphone versions of iOS and Android, active data service, and connection cable (sold separately).
^{*}Leather appointed seats has a combination of genuine and artificial leather, but are not wholly leather.
[^]Safety technologies are not a substitute for a driver's responsibility for the vehicle.
 MY23

Touareg

Volkswagen Group Australia Pty Ltd
 895 South Dowling Street, Zetland NSW 2017
 ABN 14 093 117 876

Printed in Australia
 January 2023

Publication: VWPTOURANGMY23.5

Your Volkswagen Dealer.

Important information

Apple CarPlay[®] is a registered trade mark of Apple Inc. Android Auto[™] is a registered trade mark of Google Inc. MirrorLink[®] is a registered trademark of Car Connectivity Consortium LLC. Bluetooth[®] is a registered trademark of Bluetooth SIG Inc.

Volkswagen is distributed by Volkswagen Group Australia Pty Ltd (ABN 14 093 117 876) of 895 South Dowling Street, Zetland NSW 2017. Specifications are as planned at January 2023, for Model Year 2023.5 and are subject to change without notice or obligation. All information in this brochure are correct at the time of publication, however variations may occur from time to time and Volkswagen, in so far as it is permitted by law to do so, shall not be liable in any way as a result of any reliance by any person on anything contained in this brochure. Authorised Volkswagen Dealers will provide up-to-date information on model application, design feature, prices, and availability on request.



Touareg Specifications

Features and Specifications

Safety and Security	170TDI	210TDI Elegance	210TDI R-Line
Airbags			
Driver and front passenger airbags	S	S	S
Driver and front passenger side airbags	S	S	S
Rear side airbags	S	S	S
Curtain airbags, front and rear	S	S	S
Anti-theft			
Electronic engine immobiliser	S	S	S
Body			
Fully galvanised body with 12 year anti-corrosion perforation warranty	S	S	S
Door side impact protection	S	S	S
Rigid safety cell with front and rear crumple zones	S	S	S
Brakes			
Automatic flashing brake lights activated in emergency braking situation	S	S	S
Anti-lock Braking System (ABS)	S	S	S
Brake Assist	S	S	S
Electronic Brake-pressure Distribution (EBD)	S	S	S
Electro-mechanical parking brake	S	S	S
Auto hold function	S	S	S
Multi-collision brake	S	S	S
Child restraints			
Child seat top tether anchorage points, mounted on rear seat back (3)	S	S	S
ISOFIX child seat anchorage points, outer rear seats	S	S	S
Entry/warning reflectors in front and rear doors	S	S	S
Head restraints			
Front safety optimised head restraints, longitudinal and height adjustable	S	S	S
Rear head restraints height adjustable (3)	S	S	S
Lighting			
LED Daytime driving lights	S	S	S
Rear fog lamp	S	S	S
Rear registration plate light, LED	S	S	S
Rear tail lights, LED	S	—	—
Rear tail lights, Premium LED with dynamic turn signals	—	S	S

Safety and Security (continued)

	170TDI	210TDI Elegance	210TDI R-Line
Locking			
Remote central locking	S	S	S
Keyless Access and starting system including starter button	S	S	S
2 stage unlocking (programmable)	S	S	S
Automatic locking after take-off (programmable)	S	S	S
One touch lock / unlock for driver	S	S	S
Child safety locks on rear doors	S	S	S
Individual child safety window locks for rear windows	S	S	S
Fuel filler flap lock/unlock by remote, push to open	S	S	S
Seat belts			
Front height adjustable with pre-tensioners and belt force limiters	S	S	S
Outer rear seat belts with pre-tensioners and belt force limiters	S	S	S
Visual and acoustic warning for driver and front seat passenger seat belts not fastened	S	S	S
Visual indicator for rear seat passenger seat belt status	S	S	S
3 point seat belts for all passengers	S	S	S
Traction control			
Anti-Slip Regulation (ASR)	S	S	S
Electronic Differential Lock (EDL)	S	S	S
Electronic Stabilisation Program (ESP)	S	S	S
Extended Electronic Differential Lock (XDL)	S	S	S
Hill descent control	S	S	S
4MOTION Active Control all-wheel drive	S	S	S

Exterior Equipment / Styling

Body enhancements			
Body coloured bumper bars, exterior mirrors and door handles	S	S	S
Body coloured lower body side and bumper trim	S	S	S
Chrome trim around window frames	S	S	S
Chrome lower body side mouldings	S	S	S
Chrome radiator grille highlights	S	S	S
Chrome headlight highlights integrated into grille	S	S	S
Lower air intakes with chrome highlights	S	S	S
R-Line front bumper with black accents	—	—	S
R-Line rear bumper with chrome tailpipe trim	—	—	S
Trapezoidal chrome exhaust trims, left and right	S	S	S
Metallic, Pearl Effect and Premium Metallic paint finish	O	O	O
Roof rails, chrome	S	S	S

Exterior Equipment / Styling (continued)	170TDI	210TDI Elegance	210TDI R-Line
Tinted glass			
Heat insulating tinted glass	S	S	—
Rear and side window tint 82% light absorbing	—	—	S
Wheels			
Alloy wheels (Osorno) 19 x 8" with 255/55 R19	S	—	—
Alloy wheels (Montero) 20 x 9" with 285/45 R20	—	S	—
Alloy wheels (Nevada) 20 x 9" with 285/45 R20	—	—	S
Anti-theft wheel bolts	S	S	S
Low tyre pressure indicator	S	S	S
Weight and space saving inflated spare wheel	S	S	—
Weight and space saving inflatable spare wheel	P	P	S
Electric air compressor	P	P	S

Comfort and Convenience	170TDI	210TDI Elegance	210TDI R-Line
Air conditioning			
Air conditioning, Air Care 2 zone automatic climate control with air cleaning function, allergen filter	S	S	S
Air conditioning, Air Care 4 zone automatic climate control with air cleaning function, allergen filter and controls in the rear	P	P	P
Air quality and humidity sensor with automatic air recirculation	S	S	S
Dust and pollen filter	S	S	S
Driver assistance systems*			
IQ.DRIVE:			
- Adaptive Cruise Control (ACC)	S	S	S
- Driver Fatigue Detection system	S	S	S
- Emergency Assist	S	S	S
- Front and Rear Cross Traffic Alert	S	S	S
- Front Assist with Pedestrian Monitoring	S	S	S
- Lane Assist with adaptive lane guidance	S	S	S
- Optical Parking System (OPS) in infotainment display	S	S	S
- Park Assist, parking bay and parallel parking assistance	S	S	S
- Park Assist Plus, semi-automated parking bay and parallel parking assistance	P	P	P
- Parking distance sensors, front and rear with acoustic warning and audio volume level reduction when sensor warning is activated	S	S	S
- Manoeuvre braking	P	P	P
- Proactive occupant protection system 360° detection	S	S	S
- Rear View Camera (RVC Plus) with multi-angle views and dynamic guidance lines	S	S	S
- Area View surround view cameras	P	P	P
- Side Assist, lane changing assistant	S	S	S
- Travel Assist	S	S	S
Air suspension with adaptive dampening control	—	S	S
Personalisation function	S	S	S
Driving profile selection with 4MOTION Active Control	S	S	S

*Safety technologies are designed to assist the driver, but should not be used as a substitute for safe driving practices.

S Standard P Part of an Optional Package O Optional Extra — Not available

Comfort and Convenience (continued)

	170TDI	210TDI Elegance	210TDI R-Line
Armrest			
Front centre armrest with storage box and rear air outlets (2)	S	S	S
Rear seat centre armrest with cup holders (3)	S	S	S
Cup holders			
Front (2)	S	S	S
Rear (3) in rear centre armrest	S	S	S
Bottle holders in front door pockets	S	S	S
Bottle holders in rear door pockets	S	S	S
Headlights			
All-weather light function	S	S	S
Coming / leaving home function	S	S	S
LED headlights and LED daytime driving lights	S	—	—
Headlamp washer system	—	S	S
IQ. Lights LED Matrix headlights for high and low beam with Dynamic Light Assist, integrated LED daytime driving lights and dynamic indicators	—	S	S
Low light sensor with automatic headlight function	S	S	S
In car entertainment and technology			
<u>Discover Pro audio and satellite navigation system</u>			
9.2" colour touch screen display with smartphone style HMI, configurable home screen and proximity sensor, Gesture Control, Voice Control, AM/FM radio and SD card slot for music, 2D and 3D (bird's eye) map views, compatible with MP3, WMA and AAC music files, jpeg image viewer, car menu with convenience and service settings, security coded	S	—	—
<u>Discover Premium audio and satellite navigation system</u>			
15" colour touch screen display with smartphone style HMI, configurable home screen and proximity sensor, Gesture Control, Voice Control, DAB+, AM/FM radio and SD card slot for music, 2D and 3D (bird's eye) map views, compatible with MP3, WMA and AAC music files, jpeg image viewer, Media Control, car menu with convenience and service settings, security coded	P	S	S
Windshield projected colour head-up display which shows current speed, navigation directions and driver assist systems.	P	S	S
App-Connect- USB & USB-C interface for Apple CarPlay® and Android Auto™	S	S	S
Audio, telephone, cruise control and Multi-Function Display controls mounted on steering wheel	S	S	S
Inductive wireless phone charging	S	S	S
Bluetooth® phone connectivity with contacts display, operation via touch screen audio unit or Multi-Function Display and Bluetooth® audio streaming	S	S	S
Speakers, front and rear (8)	S	S	S
DYNAUDIO Consequence premium sound system with 16-channel amplifier, 14 speakers and 730W total power output	P	P	P
USB port (1) in front centre armrest and USB-C port (1) in front centre console, both Apple® compatible	S	S	S
USB-C ports (2) in rear centre console for charging	S	S	S
Voice operation, telephone and navigation system functions can be operated using voice commands	S	S	S

-App-Connect is compatible for selected apps with the latest smartphone versions of iOS and Android, active data service, and connection cable (sold separately).

S Standard P Part of an Optional Package O Optional Extra — Not available

Comfort and Convenience (continued)	170TDI	210TDI Elegance	210TDI R-Line
Instrumentation			
7" Colour Multifunction Display with speedometer, electronic odometer and tripmeter, time, ambient temperature, seat belt indicators, driver assistance systems and map views	S	—	—
Digital Cockpit, high resolution 12.3" TFT instrument display screen with customisable menus	P	S	S
Comfort indicator function (1 x touch = 3 x flash)	S	S	S
Interior lighting			
With time delay	S	S	S
Front reading lights (2) and rear passenger reading lights (2)	S	S	S
Multi-colour ambient interior lighting with selection of 30 colours	P	S	S
Illuminated stainless steel scuff plates	P	S	S
Lighting in driver and front passenger foot well	S	S	S
Lighting in rear passenger foot wells	S	S	S
Interior highlights			
Aluminium 'Brushed' decorative inserts in dashboard and doors	S	S	—
"Silver Wave" decorative inserts in dashboard and door panels	—	—	S
Brushed stainless steel foot pedals	—	—	S
"Soul Black" headliner	—	—	S
Center console in mate black/silver appearance	S	—	—
Glossy black centre console	P	S	S
Front door stainless steel scuff plates in front	S	S	—
R-Line stainless steel scuff plates in front	—	—	S
Gearshift knob with leather and aluminium finish	S	S	S
Luggage compartment			
Electrically operated automatic opening and closing of the tailgate with Easy Open and Easy Close functions	S	S	S
Net partition, rear seat backrest to roof lining	S	S	S
Load restraining hooks	S	S	S
Luggage compartment lights	S	S	S
Luggage cover, automatic and electric release	S	S	S
Luggage floor net	S	S	S
Shopping bag hooks	S	S	S
Buttons for air suspension control for easy loading	—	S	S
Luggage mat, reversible (carpet and rubber) and removable	S	S	S
12 volt socket	S	S	S
Power steering			
Electro-mechanical, vehicle speed and steering input sensitive	S	S	S

Comfort and Convenience (continued)	170TDI	210TDI Elegance	210TDI R-Line
Seating			
ergoComfort front seats	S	S	S
Electric adjustment for front seats with thigh support longitudinally sliding	S	S	S
Pneumatic side bolsters in the seat cushion and the backrest	S	S	S
Pneumatic adjustment of lumbar support	S	S	S
Pneumatic massage function with 10 massage cushions with 8 selectable massage programs	—	S	S
18-way electric adjustment for front seats with 3 position memory function and easy entry function	P	P	S
Ventilated front seats	—	S	S
Heated front seats	S	S	S
Heated front and outer rear seats	P	P	P
Split folding rear seat backrest (40/20/40)	S	S	S
Rear seat backrest with angle adjustment and longitudinally sliding seat base	S	S	S
Rear seat backrest remote release	S	S	S
Rear seat centre armrest with cup holders (3)	S	S	S
Steering wheel			
3 spoke leather covered flat bottomed steering wheel with shifting paddles and touch buttons	S	S	—
R-Line sport steering wheel, heated with shifting paddles and touch buttons	—	—	S
Audio, telephone, cruise control and Multi-Function Display controls	S	S	S
Manual height and reach adjustable	S	S	S
Storage			
Centre console storage compartment under armrest, (1) USB Apple® compatible port	S	S	S
Centre console storage compartment with lid, 12 volt socket, (1) USB-C Apple® compatible and Inductive wireless phone charging	S	S	S
Glove compartment with ventilation and illumination	S	S	S
Driver's side dashboard compartment with lid	S	S	S
Front door compartments with bottle holder	S	S	S
Front seat backrest storage pockets	S	S	S
Rear door compartments with bottle holder	S	S	S
Suspension			
Steel spring suspension (Front McPherson struts, Five-link front & rear axles)	S	—	—
Air suspension with adaptive dampening control	—	S	S
All-wheel Steering	—	—	S
Electromechanical Active Roll Stabilization	—	—	S

Comfort and Convenience (continued)

	170TDI	210TDI Elegance	210TDI R-Line
Trip Computer			
Multi-Function Display (MFD Premium) Colour display and screen transitions with animations – driving time, trip length, average and current speed, average and current fuel consumption, distance till empty, speed warning function, vehicle status, audio, telephone, navigation and convenience menus	S	—	—
Upholstery#			
Vienna leather appointed upholstery	S	—	—
Varena leather appointed upholstery	—	S	—
R-Line Varena leather appointed upholstery with R-Line logo	—	—	S
Vanity mirrors			
Driver's and passenger's side vanity mirrors in sun visor	S	S	S
Light on driver's and passenger's side in second sun visor	S	S	S
Wipers			
2 speed aero wipers with wash/wipe	S	S	S
Rain sensor	S	S	S
Rear window with wash/wipe and intermittent wipe	S	S	S
Windows			
Power front /rear, with roll-back function and one-touch up-down	S	S	S
Roll-up sunshades in rear doors	S	S	S
Remote operated convenience close and open feature (programmable)	S	S	S
Mirrors			
Automatic dimming interior rear-view mirror	S	S	S
Electrically heated and adjustable exterior mirrors	S	S	S
Electrically foldable exterior mirrors with environment lighting	S	S	S
Automatic kerb view function when reversing, passenger's side exterior mirror	S	S	S
Electrically foldable exterior mirrors with environment lighting and memory function	P	P	S
Exterior mirrors with integrated LED turn indicators	S	S	S

#Leather appointed seats has a combination of genuine and artificial leather, but are not wholly leather.

S Standard P Part of an Optional Package O Optional Extra — Not available

Optional Packages	170TDI	210TDI Elegance	210TDI R-Line
Panoramic glass sunroof			
Electrically slide and tilt adjustable front half section Integrated wind deflector and electrically operated (perforated) sunblind	—	O	O
Innovision package			
Digital Cockpit Pro, high resolution 12.3" TFT instrument display screen with customisable menus Discover Premium audio and satellite navigation system 15" colour touch screen display with smartphone style HMI, configurable home screen and proximity sensor, Gesture Control, Voice Control, AM/FM radio, Digital Radio DAB+ and SD card slot for music, 2D and 3D (bird's eye) map views, compatible with MP3, WMA and AAC music files, jpeg image viewer, Media Control, car menu with convenience and service settings, security coded Windshield projected colour head-up display which shows current speed, navigation directions and driver assist systems. Multi-colour ambient interior lighting with selection of 30 colours Illuminated stainless steel scuff plates Glossy black centre console	O	S	S
Sound & Comfort package			
Area View surround view cameras Electrically foldable exterior mirrors with environment lighting and memory function 18-way electric adjustment for front seats with 3 position memory function and easy entry function Air conditioning, Air Care 4 zone automatic climate control with air cleaning function, allergen filter and controls in the rear Heated front and outer rear seats DYNAUDIO Consequence premium sound system with 16-channel amplifier, 14 speakers and 730W total power output Manoeuvre braking* Park Assist Plus* Weight and space saving inflatable spare wheel Electric air compressor	O	O	—
Sound & Comfort Package			
Area View surround view cameras Air conditioning, Air Care 4 zone automatic climate control with air cleaning function, allergen filter and controls in the rear Heated front and outer rear seats DYNAUDIO Consequence premium sound system with 16-channel amplifier, 14 speakers and 730W total power output Manoeuvre braking* Park Assist Plus*	—	—	O

* Safety technologies are designed to assist the driver, but should not be used as a substitute for safe driving practices.

S Standard P Part of an Optional Package O Optional Extra — Not available

Technical Specifications

	170TDI	210TDI Elegance 210TDI R-Line
Engine	3.0 litre TDI	3.0 litre TDI
Type	6 Cylinder with Turbocharger and Common rail direct injection	6 Cylinder with Turbocharger and Common rail direct injection
Installation	Front Longitudinal	Front Longitudinal
Cubic capacity, litres/cc	3.0 / 2967cc	3.0 / 2967cc
Bore/stroke, mm	83 / 91.4	83 / 91.4
Max power, kW @ rpm	170 @ 4000	210 @ 4000
Max torque, Nm @ rpm	500 @ 1750-3000	600 @ 1750-3000
Compression ratio	15.5/1	15.5/1
Fuel system	Direct injection	Direct injection
Ignition system	Electronic	Electronic
Exhaust emission control	Dual-Circuit exhaust gas recirculation, oxidising catalytic converter, Diesel particulate filter, NOX storage catalytic converter and SCR System	Dual-Circuit exhaust gas recirculation, oxidising catalytic converter, Diesel particulate filter, NOX storage catalytic converter and SCR System
Fuel type (recommended)	Diesel	Diesel
Transmission	8 Speed Automatic	8 Speed Automatic
Driven wheels	4MOTION all-wheel drive	4MOTION all-wheel drive
Performance^o		
0 - 100 km/h, seconds	7.5	6.1
Fuel Consumption**		
Combined, L/100km	6.8	6.8
Urban, L/100km	7.6	7.8
Extra Urban, L/100km	6.3	6.3
CO ₂ emission g/km	179	180
Fuel tank capacity litres	90	90
AdBlue tank capacity litres	24	24

^o Please note figures are sourced from overseas data where equipment levels by model variant may vary.

** Fuel consumption figures according to Australian Design Rule (ADR) 81/02 derived from laboratory testing. Factors including but not limited to driving style, road and traffic conditions, environmental influences, vehicle condition and accessories fitted, will in practice in the real world lead to figures which generally differ from those advertised. Advertised figures are meant for comparison amongst vehicles only.

Technical Specifications

	170TDI	210TDI Elegance 210TDI R-Line
Running gear		
Suspension		
Front axle	Five Link Mcpherson Strut	Five Link Mchpherson Strut
Rear axle	Five Link Rear Axle	Five Link Rear Axle
Steering	Electromechanical	Electromechanical
Brake systems	Front and Rear Hydraulic Disc Brakes	Front and Rear Hydraulic Disc Brakes
Brakes		
Front	6 Piston with 350 mm Rotors	6 Piston with 350 mm Rotors
Rear	Single piston with 330mm Rotors	Single piston with 330mm Rotors
Turning Circle m (210TDI R-Line)	12.19	12.19 (11.19)
Weights		
Tare Mass kg's	2087	2218
Towing Capacity	Please refer to the specific Vehicle Towing page.	
Exterior Dimensions		
Overall length mm	4889	4889
Width mm	1984	1984
Height mm	1718	1757
Wheelbase mm	2894	2888
Track mm		
Front	1663	1660
Rear	1679	1670
Running clearance mm ^α	216	180

^α Please note running clearance measurement may vary with wheel size, tyre pressures, tread depth.

Technical Specifications

	170TDI	210TDI Elegance 210TDI R-Line
Luggage Area Dimensions^o		
Luggage area volume L		
Rear seat upright ⁺	810	810
Rear seat folded	1800	1800
Luggage area floor length mm		
Rear seat upright	1051	1051
Rear seat folded	1910	1910
Luggage area width mm		
Narrowest point	1173	1173
Luggage load height mm		
To roof	768	768

Colour Combinations

Seat Upholstery	Exterior Colours					
	Pure White	Oyster Silver M	Silicone Grey M	Meloe Blue PM	Malbec Red PM	Grenadilla Black M
170TDI						
Soul Black Vienna leather appointed seat upholstery [#]	S	S	S	S	S	S
210TDI Elegance						
Soul Black Varenna leather appointed seat upholstery [#]	S	S	S	S	S	S
Mistral two-tone Varenna leather appointed seat upholstery [#]	O	O	O	O	—	O
210TDI R-Line						
R-Line Soul Black Varenna leather appointed seat upholstery [#]	S	S	S	S	S	S

^o Please note figures are sourced from overseas data where equipment levels by model variant may vary.

⁺ Rear seat bench as far forwards as possible, backrest upright.

[#] Leather appointed seats have a combination of genuine and artificial leather, but are not wholly leather.

Please note: Metallic (M) and Premium Metallic (PM) paint are optional at additional cost.


S Standard P Part of an Optional Package O Optional Extra — Not available

Vehicle Towing

The Owner's Manual contains both general and detailed specific information relating to the vehicle's ability for the towing of trailers and should be referenced to ensure familiarity with its contents. In addition to this information it should also be noted that for the Australian market the maximum permitted vertical load exerted by the trailer drawbar on the ball head of the towing bracket must not exceed the values as stated and shown for each model type below.


Different trailer types and different trailer manufacturers have varying towball downloads. The customer should always contact the trailer manufacturer for information as to the maximum download weight. Volkswagen does not recommend the fitting of load levelling or weight distribution devices when used with a Volkswagen Genuine towbar. When fitted and used correctly, the Volkswagen Genuine towbar is capable of meeting the towbar/towball capacities as stated and shown for each model type below.

Towing Capacity

 **NOTE: Towbar capacities must not be exceeded. Volkswagen Group Australia recommends the use of a Genuine Volkswagen Accessory Towbar. Volkswagen Group Australia does not endorse or will not be held liable for any claim, loss or damage arising from the use or fitment of electronic trailer brakes.**

Variant	Model Code	Towbar Capacity Unbraked	Towbar Capacity Braked
170TDI	CR7*MJ	750 kg	3,500 kg
210TDI Elegance/ R-Line	CR7*RJ	750 kg	3,500 kg

Maximum Permitted Gross Rear Axle Weight Rating and Maximum Downball Weight

 **NOTE: The Maximum Permitted Gross Rear Axle Weight Rating is inclusive of the Maximum Downball Weight and must not be exceeded. The Maximum Downball Weight must also not be exceeded**

Variant	Model Code	Maximum Permitted Gross Rear Axle Weight Rating	Maximum Downball Weight
170TDI	CR7*MJ	1,470 kg	290 kg
210TDI Elegance/ R-Line	CR7*RJ	1,470 kg	260 kg

Maximum Gross Vehicle Mass and Maximum Gross Combination Mass

 **NOTE: The Maximum Gross Vehicle Mass (GVM) and Maximum Gross Combination Mass (GCM) must not be exceeded.**

Variant	Model Code	Maximum Gross Vehicle Mass (GVM)	Maximum Gross Combination Mass (GCM)
170TDI	CR7*MJ	2,850 kg	6,350 kg
210TDI Elegance/ R-Line	CR7*RJ	2,850 kg	6,350 kg

Please note towbar capacities are applicable to the Genuine Volkswagen Accessory towbar. Volkswagen Group Australia does not endorse or will not be held liable for any claim, loss or damage arising from the use or fitment of electronic trailer brakes. Above data is valid for model year 2023 vehicles.

Glossary

4MOTION all-wheel drive

A permanent all wheel drive system that provides the best possible traction at all road speeds, in all weather and road conditions.

The Touareg's power is handled by a transfer box bolted directly to the 8 speed automatic gearbox. The asymmetric/dynamic torque distribution by the centre differential is based on a purely mechanical system. Locking power is generated in the centre differential in proportion to the drive torque. The locking power and basic distribution of the transfer box result in the drive torque that is transferred to the front and rear axles. Approx. 70% of the drive torque can thus be directed to the front axle or approx. 80% to the rear axle depending on the driving situation and road surface. Furthermore, the mechanical torque distribution by the centre differential works closely with the wheel specific drive torque regulation by the ESC.

Adaptive Cruise Control (ACC)

Adaptive Cruise Control (ACC) is an extension of the conventional cruise control system with advanced capabilities based on a radar sensor. When ACC is activated, the vehicle automatically brakes and accelerates to a speed and distance set by the driver.

If the Touareg approaches a slower vehicle, the ACC brakes the car to the same speed and maintains the pre-selected distance. Even when a vehicle pulls into the same lane in front of you or slows, your vehicle is automatically decelerated to the pre-selected distance. If the vehicle ahead moves out of your lane, the Touareg then accelerates up to the pre-set desired speed.

Deceleration of the vehicle may take place via intervention in the engine management system. If deceleration via engine torque is not sufficient, brake intervention takes place, braking the vehicle to a standstill if the traffic situation necessitates. ACC can be reactivated automatically by depressing the accelerator pedal.

The dynamics of the ACC system can be individually varied by selecting one of the driving programs from the driver profile selector.

Adaptive Cruise Control (ACC) cannot replace the driver's attentiveness. The driver is still legally responsible for the vehicle and must monitor the speed and distance in relation to other vehicles. The ACC system should not be used on winding roads or in adverse weather conditions such as heavy rain.

Anti-lock Braking System (ABS)

When braking, wheel speed sensors measure the road wheel speed and should one or more wheels start to lock the ABS system reduces brake pressure to that wheel. This prevents the wheels from locking during heavy or emergency braking, enabling the vehicle to remain steerable.

Anti-Slip Regulation (ASR)

ASR is a traction control system that prevents the wheels from spinning under acceleration by reducing engine torque.

Auto Hold function

As soon as the vehicle comes to a complete stop, the ABS hydraulic unit stores the vehicle's final braking pressure. So even when you take your foot off the brake pedal, all four wheels' brakes remain applied, providing increased comfort in stationary traffic. This function is released automatically when you drive off again.

Brake Assist

During emergency braking, Brake Assist aids the driver by increasing the brake pressure automatically to a level exceeding the locking limit. The ABS is thus quickly brought into the operating range, which enables maximum vehicle deceleration to be achieved.

Driving Profile Selection with 4MOTION Active Control

Driving profile selection provides the driver with a wide-ranging choice of settings that can be made to the vehicle according to the driver's preferences. The driver has the option of choosing between the following driving profiles: Normal, Sport, Eco, Comfort, Off-road and Individual. The Normal profile offers a comfortable but dynamic driving style. Sport provides faster response of the accelerator pedal, sportier damping and steering. Eco mode has been designed to enhance fuel efficiency by adapting engine performance, earlier gearshift points and consumption-optimised control of the air conditioning system. Comfort mode offers a more relaxed and comfortable driving experience, primarily through the softer suspension setting of the adaptive chassis control. The Individual setting allows the driver to separately set various parameters including steering, engine, Adaptive Cruise Control (ACC) and air conditioning.

4MOTION Active Control provides for the convenient selection of on-road and off-road driving profiles for model equipped with 4MOTION by means of a rotary dial. Rotating the dial selects one of four special all-wheel drive modes: Snow, On-road, Off-road (automatic configuration of the off-road parameters) and Off-road individual (variable settings).

Emergency Assist

Emergency Assist monitors the driving characteristics and recognises, within the limits of the system, if the driver suddenly becomes incapable of driving (due to the vehicle not being controlled).

Emergency Assist detects a lack of activity on the part of the driver and issues repeated visual and acoustic warnings and initiates a quick jolt of the brakes to request the driver to take control of the vehicle.

If the driver remains inactive, the system automatically controls acceleration, braking and steering to slow the vehicle down and keep it in the lane. If there is sufficient stopping distance, the system decelerates the vehicle to a complete stop and switches on the electronic parking brake automatically.

When Emergency Assist is actively controlling the vehicle, the hazard warning lights are switched on and the vehicle performs a slight snaking motion within its lane to warn other road users. Ideally this will prevent a collision, or at least reduce its severity.

Emergency Assist cannot replace the driver's attentiveness. The driver is still legally responsible for the vehicle and must monitor the speed and distance in relation to other vehicles. Emergency Assist utilises both the Adaptive Cruise Control (ACC) and Lane Assist driver assistance systems. The ACC system should not be used on winding roads or in adverse weather conditions such as heavy rain. The system will not work if there are no recognisable lane markings. The camera vision can be reduced by rain, snow, heavy spray or oncoming lights. This and vehicles in front of you can lead to the lane markings not being recognised by the Lane Assist system.

Glossary

Fatigue Detection

The driver Fatigue Detection system automatically analyses the driving characteristics and if they indicate possible fatigue, recommends that the driver takes a break. The system continually evaluates steering wheel movements along with other signals in the vehicle on motorways and others roads at speeds in excess of 60 km/h, and calculates a fatigue estimate. If fatigue is detected, the driver is warned by information in the Multi-function Display and an acoustic signal. The warning is repeated after 15 minutes if the driver has not taken a break.

Fatigue Detection cannot replace the driver's attentiveness. The driver is still legally responsible for the vehicle and therefore determining whether or not they are fit to drive. A driving time of 15 minutes is required in order to assess the driver correctly. The functionality of the system is restricted given a sporty driving style, winding roads and poor road surfaces.

Electronic Brake-pressure Distribution (EBD)

Electronic, more sophisticated means of regulating the ratio of front/rear brake pressure. Settings are varied according to driving and load conditions to ensure each wheel is braked to the optimum extent.

Electronic Differential Lock (EDL)

EDL improves driving and steering characteristics when accelerating on road surfaces where each wheel has a different degree of traction. The system operates automatically and is combined with the ABS system. Using the ABS wheel sensors, EDL monitors the speed of the individual driving wheels. When a difference in driving wheel speed is detected (i.e. when one wheel starts to spin due to differences in road surfaces, e.g. due to water or dirt) the system brakes the spinning wheel, transferring engine power to the wheel with the best traction.

Electronic Stabilisation Program (ESP)

ABS and ASR traction control systems are integrated into the Electronic Stabilisation Program (ESP). In short, ESP helps ensure that the vehicle goes where you steer it even in extreme driving conditions. The ESP system constantly compares the actual movement of the vehicle with pre-determined values and should a situation arise where the vehicle starts to skid, ESP will apply the brakes to individual wheels and automatically adjust the engine's power output to correct the problem. ESP prevents the vehicle from losing control when trying to avoid an accident, for example. It also reduces the effects of understeer or oversteer.

Extended Electronic Differential Lock (XDL)

XDL is an extension of the Electronic Differential Lock (EDL) function. When cornering, XDL responds to the load relief at the driven wheel/s on the inside of a corner. The ESP hydraulics are used for the XDL to apply pressure to the wheel on the inside of the corner in order to prevent wheel spin. This improves traction and reduces the tendency to understeer. As a direct result of the one-sided and precise braking pressure, cornering is sportier and more accurate.

Front Assist with Pedestrian Monitoring

The Front Assist is both a high and low speed AEB monitoring system which uses a radar sensor to detect critical distance situations and thus help to shorten the braking distance, reducing the risk of a rear-end collision.

The traffic ahead is monitored constantly by the radar at the front. If a vehicle is detected ahead of you in the lane, the distance and the speed relative to it are calculated. If the gap is closing too fast, Front Assist initially

warns the driver by means of an audible as well as a visual signal. At the same time, the brake pads are brought into contact with the brake discs and the sensitivity of the Brake Assist is increased. This primes the braking system for a possible emergency stop. Furthermore, an automatic jolt of the brakes warns the driver of the danger. If the driver also fails to react to the warning jolt, Front Assist brakes automatically, helping to avoid a collision or reduce the severity of the accident.

At vehicle speeds below 30km/h, Front Assist monitors the area ahead of the car for vehicles which might present a threat of collision. If a collision is likely, Front Assist first pre-charges the brakes and makes the emergency Brake Assist system more sensitive: if the driver should notice the risk, the car is ready to respond more quickly to their braking action. However, if the driver still takes no action and a collision becomes imminent, Front Assist independently applies the brakes very hard. If the driver intervenes to try to avoid the accident, either by accelerating hard or by steering, Front Assist will deactivate and allow the driver to complete the avoidance manoeuvre.

Pedestrian Monitoring is an extension of the Front Assist monitoring system. The system uses a camera to monitor the side of the road and a radar sensor in the radiator grille to monitor the area in front of the vehicle and within the limits of the system, register certain situations, for example a pedestrian stepping onto the road suddenly. Using the camera the system detects pedestrians on the side of the road and gives an immediate acoustic and visual signal to warn the driver of the possibility of danger. If the radar sensor then detects the pedestrian/cyclist and the driver does not brake, the system initiates a jolt of the brake as a warning about the critical situation, while at the same time preparing for hard braking. If the driver fails to react, the system automatically performs emergency braking, within system limits. Ideally this will prevent a collision, or at least reduce its severity.

Front Assist with Pedestrian Monitoring cannot replace the driver's attentiveness. The driver is still legally responsible for the vehicle and must monitor the speed and distance in relation to other vehicles.

Lane Assist

Lane Assist is a lane departure warning system that is designed to help reduce the likelihood of the vehicle leaving the road or crossing into an oncoming lane and therefore the risk of accident as a result of driver distraction or a lapse in concentration.

The Lane Assist system monitors the road ahead with the aid of a camera (located near the interior rear-view mirror) which recognises lane markings and evaluates the position of the vehicle. If the vehicle starts to leave the lane, the Lane Assist system takes corrective steering action. If this is not sufficient the driver is warned about the situation by a steering vibration and is asked to take over the steering. Additionally, if no active steering movements by the driver are recognised for longer than approximately 8 seconds, a message will appear in the Multi-Function Display in conjunction with a warning tone. The corrective steering function can be overridden by the driver at any time and the system does not react if the turn indicator is set before crossing a lane marking.

Lane Assist cannot replace the driver's attentiveness. The driver is still legally responsible for the vehicle and therefore staying in the lane at all times. The system will not work if there are no recognisable lane markings. The camera vision can be reduced by rain, snow, heavy spray or oncoming lights. This and vehicles in front of you can lead to the lane markings not being recognised by the Lane Assist system. The Lane Assist system does not activate at a vehicle speed of less than 65km/h.

Glossary

Manoeuvre braking*

Manoeuvre braking assists the driver to avoid or reduce damage in a potential collision by initiating emergency braking. It supports the driver during forward and reverse manoeuvring in a speed range of a maximum 10 km/h. If the risk for an accident is recognised, emergency braking is initiated to minimise possible damage.

Manoeuvre braking cannot replace the driver's attentiveness. The driver is still legally responsible for the vehicle. The object must be detected by the sensors. If the driver notices a risk that pedestrians, other vehicles or objects could be damaged they need to react accordingly and stop the vehicle.

Multi-collision brake

The multi-collision brake has been designed to provide effective assistance for the driver in the moments after an accident. Multi-collision brake triggers automatic controlled braking once an initial collision has been detected so as to reduce the intensity of further accidents after a collision and can help prevent follow-on collisions with oncoming traffic.

The triggering of the multi-collision brake is based on a collision being detected by the airbag sensors. The ESP control unit limits the deceleration of the vehicle by the multi-collision brake to a defined value and vehicle speed. The vehicle can still be controlled by the driver, even when automatic braking is taking place. The driver can interrupt the multi-collision braking at any time by accelerating or braking even more strongly.

Park Assist & Park Assist Plus*

The third generation Park Assist system actively helps the driver when entering or reversing into 90° parking bays, as well as reversing into and driving out of parallel parking spaces. The system works by using sensors mounted either side of the front and rear bumpers together with parking distance sensors front and rear.

To park, the driver simply presses the Park Assist button to select the type of parking manoeuvre and uses the appropriate indicator as the car slowly passes the potential parking space. Sensors scan the size of the parking space as the car is driven past and the driver is alerted if the parking space is big enough. If there is sufficient space, the driver stops the car, selects the correct gear and lets go of the steering wheel.

Park Assist will alert the driver of the intended path and subsequently the appearance of obstacles in the Multi-Function Display, within the driver's field of vision. Park Assist then actively supports the driver by taking over the steering control and parks the vehicle in the available space using the ideal course, if necessary with several moves. The driver can however take over the control of the steering at any time and end the automatic parking procedure.

Park Assist Plus*, further aides the driver by taking over the throttle, braking and gear change functions. After starting the normal Park Assist process, the system will indicate that Park Assist Plus is available on the multi-function display. By simply holding the Park Assist Auto button on the centre console, the Touareg will automatically change gears and control the throttle, braking and steering to guide the vehicle into the intended spot. The driver must remain attentive at all times and can slow the parking manoeuvre or stop the vehicle at any time by depressing the brake pedal. The process will also be stopped by releasing the Park Assist Auto button.

*Optional or not available on some models, check specification sheet for availability

PPark Assist cannot replace the driver's attentiveness. The driver is still legally responsible for the vehicle. If the driver notices a risk that pedestrians, other vehicles or objects could be damaged or if they are uncertain of the risk, they will need to react accordingly and stop the vehicle, ending the function.

Side Assist with Rear Traffic Alert

Side Assist, is a lane change assistant that detects vehicles on the right and left hand side of the lane, in the blind spot and those vehicles coming nearer behind. The system informs with a warning light in the exterior mirror whenever a detected vehicle is close and a lane change would be dangerous. If the driver sets the indicator, the warning light begins to flash. Rear Traffic Alert warns the driver of approaching traffic at the rear of the car when reversing via an audible warning followed by a visual message in the Optical Parking System (OPS).

Side Assist also works in conjunction with the Lane Assist system. If another vehicle is in the blind spot during a lane change, the dual assist system warns the driver by means of flashing LEDs in the right-hand or left-hand exterior mirror and by vibrations on the steering wheel. It also supports the driver by means of a corrective steering intervention. This procedure occurs regardless of the state of the turn indicators.

Travel Assist

Travel Assist is an assistance system for partly automated driving. At the push of a button, Travel Assist can support the driver in monotonous and tiring driving situations commonly encountered on long motorway journeys. This system combines the functions of Adaptive Cruise Control (ACC), Lane Assist with adaptive lane guidance and Side Assist to accelerate, brake and maintain the vehicles position within its lane. The capacitive steering wheel can detect whether the driver's hands are on the steering wheel in readiness to steer the vehicle and will issue a visual and audible warning when not detected.

Travel Assist cannot replace the driver's attentiveness. The driver is still legally responsible for the vehicle and must monitor the speed and distance in relation to other vehicles. Travel Assist has been developed for use only on motorways. The ACC system should not be used on winding roads or in adverse weather conditions such as heavy rain. The system will not work if there are no recognisable lane markings. The camera vision can be reduced by rain, snow, heavy spray or oncoming lights. This and vehicles in front of you can lead to the lane markings not being recognised by the Lane Assist system.

Touareg

Volkswagen Group Australia Pty Ltd
895 South Dowling Street, Zetland NSW 2017
ABN 14 093 117 876

Produced in Australia
January 2023

Publication: VWPTOURANGSPMY23.5

Your Volkswagen Dealer.

Important Information

Apple CarPlay® is a registered trade mark of Apple Inc. Android Auto™ is a registered trade mark of Google Inc. MirrorLink® is a registered trademark of Car Connectivity Consortium LLC. Bluetooth® is a registered trademark of Bluetooth SIG Inc.

Volkswagen is distributed by Volkswagen Group Australia Pty Ltd, 24 Muir Road Chullora, NSW 2190. ABN 14 093 117 876. Specifications are as planned at January 2023, for Model Year 2023.5 and are subject to change without notice or obligation. All information in this specification sheet is correct at the time of publication, however variations may occur from time to time and Volkswagen, in so far as it is permitted by law to do so, shall not be liable in any way as a result of any reliance by any person on anything contained in this specification sheet. Authorised Volkswagen dealers will provide up-to-date information on model application, design feature, prices and availability on request.