



**T-Roc**



## Contents

- 05** Introduction
- 06** Exterior
- 08** Interior
- 10** Performance
- 12** Technology and Safety
- 14** Optional Packages
- 16** Colours and Upholstery
- 18** Volkswagen Accessories
- 20** 5 Year Warranty
- 21** Volkswagen Choice
- 22** Specification Highlights



T-Roc Style shown





T-Roc Style shown

## T-Roc

There's no looking past the Volkswagen T-Roc when your lifestyle demands a feature-packed SUV that's big on quality and small in size. It's the right vehicle for any occasion – versatile enough to go anywhere, packed with latest levels of cutting-edge technology, and notable for its premium fit and finish.

The latest T-Roc features sharpened exterior styling that combines the strength and confidence of an SUV with distinctive design elements front to rear. Available in Style and R-Line model grades – and with the exhilarating T-Roc R available as the range-topper – the T-Roc has the performance to match its striking looks. Choose between two powerful and efficient TSI petrol engines for uplifting and reliable performance with every drive. And bolster power delivery and vehicle handling when you select the T-Roc's exhilarating 7-speed DSG gearbox and 4MOTION all-wheel drive.

Premium features are a hallmark of the T-Roc both inside and out. And there's an abundance of innovative technology to call upon, including the numerous driver safety and assistance systems contained in IQ.DRIVE\* with Travel Assist. A Digital Cockpit is a standard inclusion and presents essential vehicle information in a highly engaging and dynamic way. A tablet-style range of infotainment displays puts the fun into every journey.

It's not just the range of features that set the T-Roc apart – it's the quality of its cabin and the precision of its equipment that makes it exceptional.

With its fresh styling, improved levels of digitalisation and connectivity, premium interior comfort and remarkably adept performance, the T-Roc is nothing less than the consummate small SUV.

---

\*Safety technologies are designed to assist the driver, but should not be used as a substitute for safe driving practices.



## Exterior

Volkswagen's latest T-Roc features a fresh SUV design that shows off its enormous character. Both the T-Roc Style and R-Line variants have their own distinctive styling elements and can be further customised with a choice of vibrant paint finishes and the possibility of adding a contrasting black roof.

The T-Roc's expressive styling is apparent from the outset with its appealing grille bookended by striking LED Performance headlights with Light Assist technology that is effective at illuminating the road ahead. LED daytime driving lights add to the allure of the T-Roc's front end.

Bold wheel arches provide a strong visual impact when the T-Roc is viewed side-on. They help draw attention to attractive 18-inch Grange Hill alloy wheels on the Style variant and 18-inch Nevada alloy wheels (or optional 19-inch Black Misano alloy wheels) on the R-Line. Dark tinted rear side and rear windows add a hint of attitude to the T-Roc's overall appearance, particularly when combined with the T-Roc's black roof (standard in the Style and optional with the Black Style Package in the R-Line).

At the rear can be seen the T-Roc's unique LED tail lights, which are complemented by silver-painted rear bumper trim and a chrome strip in the Style variant. The T-Roc R-Line's sporty styling shines through with its R-Line rear bumper with diffuser and eye-catching chrome trim.

There's no mistaking the T-Roc's sharp styling and arresting design features when you see one on the road.



T-Roc R-Line with Optional Black Style Package shown



## Interior

Premium materials and impressive levels of innovative technology combine to make the T-Roc's cabin an example of modern comfort and practicality.

An appealing dashboard with decorative stitching contains a digitised cockpit and other high-quality equipment that will make you feel in total control. The T-Roc Style's comfort sport front seats with microfleece upholstery offer supreme comfort and support, while the T-Roc R-Line has bolstered sport front seats with sports cloth and microfleece trim. Leather appointed upholstery<sup>^</sup> can be chosen as an option, which also adds an electrically adjustable driver's seat with memory and the ability to heat the two front seats.

Complementing the supple seats are dashboard and door inlays that act as striking design features in their own right. The inlays are available in vibrant 'Deep Iron Grey' gloss, a inlay colour for the Style variant, and 'Lava Stone' Black for the R-Line. Ceramique headlining in the Style and black headlining in the R-Line help create an alluring cabin space that you won't want to leave.

The T-Roc's touch-sensitive Climate Control panel and leather multi-function steering wheel with gearshift paddles, both standard inclusions, put vehicle controls immediately at the fingertips. The T-Roc R-Line offers progressive steering, which enhances both dynamic cornering and low-speed manoeuvring and parking.

<sup>^</sup>Leather appointed seats have a combination of genuine and artificial leather, but are not wholly leather.





## Performance

Whether you're taking short trips around town or cruising at highway speed, you can rely on the T-Roc's drivelines to deliver effortless, smooth and efficient propulsion.

The 1.4-litre 4-cylinder turbocharged TSI petrol engine in the T-Roc Style may be modest in cubic capacity but delivers an impressive 110kW of power and 250Nm of torque, perfect for all types of driving. The engine is paired with an 8-speed automatic gearbox to give a highly economical combined fuel consumption figure of 6.3L/100km. That type of performance will have you driving multiple trips before you think about stopping at a petrol station.

The larger 2.0-litre 4-cylinder turbocharged TSI petrol engine in the T-Roc R-Line is capable of greater output while still being exceedingly efficient. It delivers 140kW of power and 320Nm of torque for a combined fuel consumption figure of 7.3L/100km.

The T-Roc R-Line's 7-speed Direct Shift Gearbox (DSG) combines the convenience of an automatic transmission with the precision of a manual, offering fast and seamless gearshifts and predicting your next gear change. Meanwhile, 4MOTION all-wheel drive technology ensures the T-Roc R-Line enjoys optimum traction by continually adjusting power distribution to the front and rear axles as needed. It's a must-have when driving on challenging surfaces.



\*\*Fuel consumption figures according to ADR 81/02 derived from laboratory testing. Factors including but not limited to driving style, road and traffic conditions, environmental influences, vehicle condition and accessories fitted, will in practice in the real world lead to figures which generally differ from those advertised. Advertised figures are meant for comparison amongst vehicles only.

T-Roc R-Line with Optional Black Style Package shown



## Technology & Safety

Few vehicles offer a range of exciting technology as standard quite like the latest T-Roc. Whether it's to keep you safe or keep you entertained, the T-Roc has you covered.

Safety systems in the T-Roc, like in any other Volkswagen, are second to none. IQ.DRIVE\* is the name Volkswagen gives to the comprehensive array of driver assistance and safety features it includes in its vehicles. Intelligent IQ.DRIVE\* technology is offered across the T-Roc range, providing comprehensive peace of mind for driver and passengers alike.

Central to the IQ.DRIVE\* system is Travel Assist\*, which allows for partially automated driving at a range of speeds. Travel Assist\* uses a camera and radar to monitor the space in front of the vehicle and create a comfortable driving experience. Travel Assist works with Lane Assist\* to keep the T-Roc centred within its lane and Adaptive Cruise Control (ACC)\* to keep the vehicle a safe distance from the one in front. It's never more useful than on long, tiring journeys or in stop-start traffic requiring frequent braking.

Anyone who takes a drive in the T-Roc will see it wears its digital innovation proudly. Front and centre on the dashboard is a tablet-style range of infotainment systems that includes an 8-inch Composition Media system (Style variant) or Discover Media system (R-Line variant), both with high-definition touchscreen displays.

The T-Roc's infotainment system integrates harmoniously with a Digital Cockpit instrument cluster (standard for Style) that puts essential information right in front of the driver and which is operable via the multi-function steering wheel. The Digital Cockpit Pro (standard for R-Line and optional for Style) takes things further with a larger screen and the ability to configure additional displays for driver convenience.

\*Safety technologies are designed to assist the driver, but should not be used as a substitute for safe driving practices.



T-Roc Style shown



## Optional Packages

The T-Roc incorporates an outstanding array of features as standard, but you can always customise your T-Roc further with an optional package.

Choose the optional Sound & Vision Package in the Style variant to max out the technology in the T-Roc. Included in the package is a Digital Cockpit Pro, Discover Media navigation system and Voice Control, as well as wireless App-Connect~ and a 300W beats premium audio system for superb sound.

A beats premium audio system is also included in the Black Style Package for the R-Line variant, which adds extra premium styling features such as a black roof paint finish, black roof rails, black 19-inch alloy wheels, and additional black exterior and interior styling details. Adaptive Chassis Control allows you to quickly adjust the T-Roc's damping settings to suit your driving style.

~App-Connect is compatible for selected apps with the latest smartphone versions of iOS and Android, active data service, and connection cable (sold separately).



An optional Leather Upholstery Package is available for both the Style and R-Line variants. Nestle into luxurious surrounds with Vienna leather appointed upholstery^ in the Style and Nappa leather appointed upholstery^ in the R-Line. Front seats are able to be heated when the package is selected, and an electrically adjustable driver's seat with memory makes it easy to find and store an optimal driving position.

Also optional is electrically operated tailgate with 'Easy Open & Close' function, which simplifies the process of opening the tailgate when your hands are full.

T-Roc owners wanting the comfort and practicality of a Panoramic Electric Glass Sunroof can add it as an optional extra. Open up the sunroof to feel the warmth of the sun on your skin or to let fresh air ventilate the cabin.

^Leather appointed seats have a combination of genuine and artificial leather, but are not wholly leather.



T-Roc R-Line with Optional Leather upholstery package shown



## T-Roc Style Colours & Upholstery

There's an enticing range of paint colours available for the T-Roc, including Kings Red Premium Metallic, Pyrite Silver Metallic and Petroleum Blue Metallic (Style only). Several other alluring metallic colours are on offer, as is Pure White and Deep Black Pearl Effect (R-Line only). The T-Roc comes with a black roof and door mirrors in the Style variant and as part of the Black Style Package in the R-Line.

Seats in the Style variant are clad in high-quality Microfleece upholstery, with the option of Vienna leather<sup>^</sup> appointed upholstery. Choose the R-Line variant and Sport cloth/microfleece upholstery is standard, with the option of adding Nappa leather<sup>^</sup> appointed upholstery.



Pure White



Kings Red PM



Pyrite Silver M




Petroleum Blue M



Ravenna Blue M



Indium Grey M



01



02

01 Black-Anthracite microfleece seat upholstery  
02 Grey-Black Vienna leather appointed seat upholstery

## T-Roc R-Line Colours & Upholstery



Pure White



Indium Grey M



Lapiz Blue PM




Kings Red PM




Deep Black PE



Pyrite Silver M



01



02

01 Black Nappa leather appointed seat upholstery  
02 Black-Grey sports cloth/microfleece seat upholstery

Please note that metallic and pearl effect paint are optional at extra cost. The print process does not allow for exact reproduction of the exterior or the upholstery colours. Please contact your Volkswagen Dealer for further information on colours and upholstery combinations.  
<sup>^</sup>Leather appointed seats have a combination of genuine and artificial leather, but are not wholly leather.

Please note that metallic and pearl effect paint are optional at extra cost. The print process does not allow for exact reproduction of the exterior or the upholstery colours. Please contact your Volkswagen Dealer for further information on colours and upholstery combinations.



# Accessories

Volkswagen Genuine Accessories ensures your Volkswagen remains 100% Volkswagen. The extensive range of T-Roc Genuine Accessories provides you with the opportunity to adapt your T-Roc even more precisely to your individual needs. From interior to exterior solutions, Volkswagen Genuine Accessories perfectly compliment your T-Roc.



- 01 Universal Traffic Recorder - Dash Cam
- 02 Door sill protection film
- 03 Luggage compartment tray
- 04 Roof racks
- 05 Rubber floor mats
- 06 Mudflaps
- 07 Loading sill protection plate
- 08 Tailgate protective strip



- 09 Volkswagen Dynamic Hub cap
- 10 Urban loader roof box
- 11 Roof box range
- 12 Bike carrier
- 13 Ski and snowboard carrier
- 14 Volkswagen Boot organiser



Overseas models are shown for illustrative purposes only. Optional accessories are available at an extra cost. Please note that the above accessories may have an effect on fuel efficiency. Items such as tablets and sports equipment are for illustration purposes only and are not available for purchase from Volkswagen Group Australia or its dealers. For a full range of Volkswagen Genuine Accessories, please visit [www.volkswagen.com.au](http://www.volkswagen.com.au).



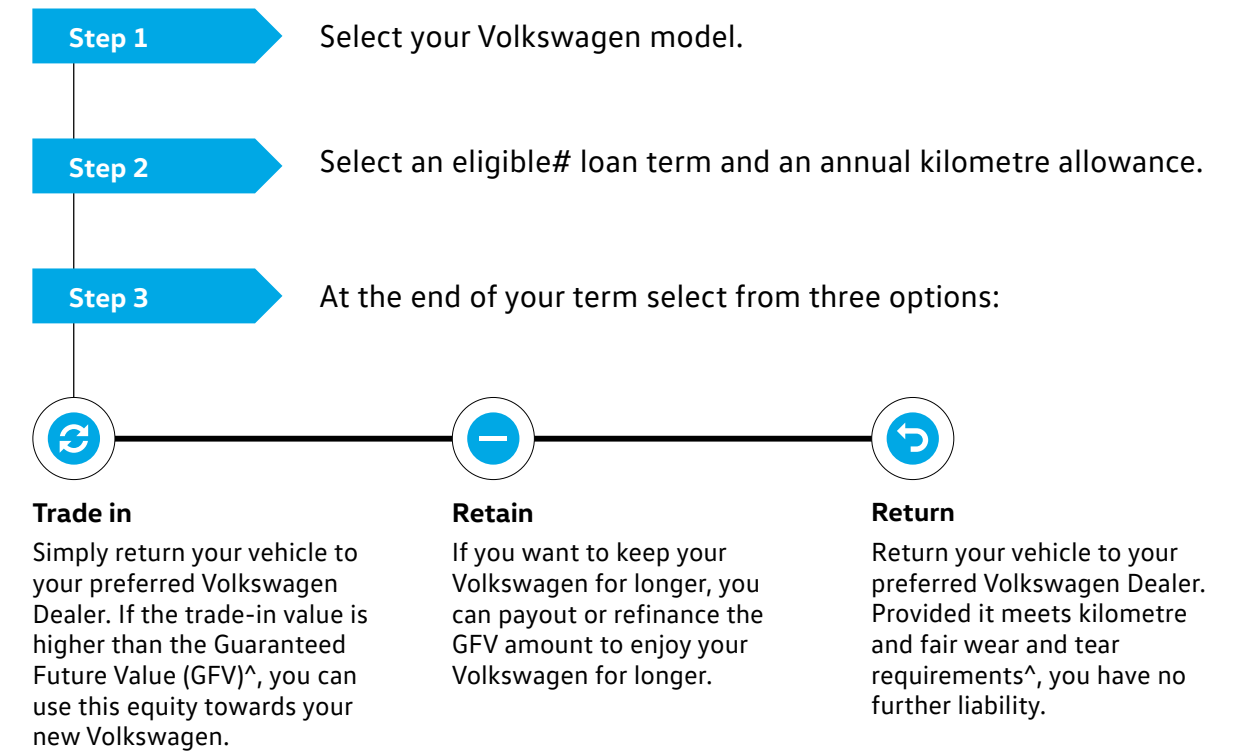


# Volkswagen Choice<sup>^</sup>

Guarantee the minimum future value of your Volkswagen

Naturally we understand that your Volkswagen represents a valuable investment, so we understand that you want to maintain it in premium condition. Volkswagen Choice<sup>^</sup> is a finance program tailored to the requirements of Volkswagen owners by providing assurance around your Volkswagen's future value<sup>^</sup>, whilst offering simple monthly instalment financing options.

Whether you are selecting your new Volkswagen for business or personal use, you can choose the contract term that best suits your requirements. Enjoy the confidence that comes from having locked in a minimum value up front to be attributed to your vehicle at the end of your contract<sup>^</sup>. There are also no account keeping fees with a fixed interest rate.



## 5 years Unlimited Kilometre Warranty

At Volkswagen, we pride ourselves on the highest quality standards that come with German engineering.

We back this commitment with a 5 year unlimited kilometre warranty on all new Volkswagen vehicles<sup>1</sup>.



## 1 year Roadside Assist

Every new Volkswagen comes with a 1 year Roadside Assist membership<sup>2</sup>. That's 24 hour roadside assistance, emergency accommodation, car rental and towing as well as property and other assistance, all included for added peace of mind.



## Volkswagen Care Plans

Volkswagen Care Plans<sup>3</sup> have you covered for your first 3 or 5 scheduled services, providing you savings off the total Assured Service Pricing RRP. It's convenient, hassle-free scheduled servicing easily available for purchase at your local Volkswagen Dealer.



## Assured Service Pricing

Assured Service Pricing<sup>4</sup> gives you the transparency of knowing how much your service will cost up front.

Our Volkswagen Dealers have access to the latest diagnostic equipment and tools. Plus, they use Volkswagen Genuine Parts<sup>®</sup> to ensure your Volkswagen stays a Volkswagen.

You're in safe hands at your Volkswagen Dealer when it comes to servicing.

<sup>1</sup> Conditions and exclusions apply, see <https://www.volkswagen.com.au/en/owners-service/warranty.html>. Your rights under this warranty are provided in addition to, and in some cases overlap with, consumer guarantees under the Australian Consumer Law and do not limit or replace them.

<sup>2</sup> Volkswagen Roadside Assist membership is provided by AWP Australia Pty Ltd ABN 52 097 227 177 trading as Allianz Global Assistance. Whenever you request roadside vehicle assistance under your membership, you will be making that request to Allianz Global Assistance, who will provide the services under an arrangement with Volkswagen Group Australia Pty Limited ABN 14 093 117 876. The terms and conditions contain exclusions and limitations, please visit <https://www.volkswagen.com.au/en/owners-service/roadside-assist.html>.

<sup>3</sup> Volkswagen Care Plans are available for purchase at <https://www.volkswagen.com.au/en/owners-service/care-plans.html> or from participating authorised Volkswagen Dealers for Eligible Vehicles and covers standard items as contained in each scheduled service interval only. The service intervals occur every 15,000 KM/12 months (whichever occurs first) for all models except MY18 to current Crafter vehicles and MY21 onwards Amarok vehicles, which are scheduled to occur every 20,000 km/12 months (whichever occurs first). These Care Plans can only be purchased prior to the first scheduled service and up to 22,500 km/15 months (whichever occurs first) for all models except MY18 to current Crafter vehicles and MY21 onwards Amarok vehicles which is 30,000 km/15 months (whichever occurs first). The timeframe takes effect from when the vehicle is first reported in our system as 'sold'. Discount structure varies by model. For details of what is not included in a scheduled service, please refer to the program terms and conditions.

<sup>4</sup> Assured Service Pricing applies to the first 5 standard scheduled services of your vehicle which are scheduled to occur at every 15,000 km/12 month interval (whichever occurs first) or for MY18 to current Crafter vehicles and MY21 onwards Amarok vehicles only, 20,000kms/ 12 month interval (whoever occurs first). Volkswagen will publish the maximum price for a specified Scheduled Service on 1st February each year (or first business day after this date), and pricing will remain fixed for 12 months only. For more details on the Eligible Model's, pricing, items not included and for full terms and condition, please see <https://www.volkswagen.com.au/app/locals/service-pricing-guide>.

<sup>^</sup>Volkswagen Guaranteed Future Value consists of an option to return your vehicle to Volkswagen Financial Services (VFS) ABN 20 097 071 460, Australian Credit Licence 389344, at the end of the term and requires VFS to purchase the vehicle at an agreed price determined by VFS, known as the Guaranteed Future Value (GFV). #Eligible loan terms include 12-60 months, vary by model and are subject to change, ask dealer for more information. At the end of the term, you can elect to: (1) trade-in; (2) return; or (3) retain the vehicle by paying the GFV, which is a lump sum owed to VFS at the end of the loan term after all repayments have been made. You will be liable for any loan contract deficit and additional charges if you exceed the nominated kilometre allowance and/or the vehicle is not in an acceptable condition. Available on new and demonstrator Volkswagen vehicles for selected models. Contact your Official Volkswagen Dealer to verify eligible vehicles for this program. Fleet, government, rental buyers, hire car and chauffeur companies excluded.



# T-Roc Model Range

| Style  | R-Line <small>Specification highlights in addition to Style</small>  |
|--|--|
| 1.4L TSI 110kW   | 2.0L TSI 140kW   |
| <ul style="list-style-type: none"> <li>• Front Assist with Pedestrian Monitoring*</li> <li>• Travel Assist, ACC and Lane Assist*</li> <li>• Park Assist and Rear View Camera (RVC)*</li> <li>• LED headlights with Light Assist*</li> <li>• 18" alloy wheels</li> <li>• Rain sensing windscreen wipers</li> <li>• Automatically dimming rear-view mirror</li> <li>• Dual zone climate control air conditioning</li> <li>• Digital Cockpit</li> <li>• Composition Media 8" infotainment system</li> <li>• Wireless Charging</li> <li>• App-Connect- and Digital Radio DAB+</li> <li>• Leather multi-function steering wheel</li> <li>• Gearshift paddles</li> <li>• Driving profile selection</li> <li>• Keyless Access</li> <li>• Black roof paint finish</li> <li>• Dark tinted rear and rear side windows</li> </ul> | <ul style="list-style-type: none"> <li>• Digital Cockpit Pro</li> <li>• Discover Media 8" navigation system</li> <li>• Voice control</li> <li>• Wireless App-Connect-</li> <li>• Sport leather steering wheel</li> <li>• Front fog lights</li> <li>• 4MOTION Active Control</li> <li>• R-Line exterior and interior styling</li> <li>• 18" alloy wheels</li> <li>• Sports suspension</li> <li>• Progressive steering</li> <li>• Sport front seats</li> </ul> |
| 8 Speed Automatic Front wheel drive  | 7 Speed DSG 4MOTION All-wheel drive  |
| Optional Metallic, Premium Metallic and Pearl Effect paint finishes  |  |
| <b>Optional Sound &amp; Vision package</b><br>Digital Cockpit Pro, Discover Media navigation system, Voice Control, wireless App-Connect-, beats premium audio system  | <b>Optional Black Style Package</b><br>Black interior and exterior styling details, Black roof paint finish, 19" Alloy wheels (Black), Adaptive Chassis Control, beats premium audio syste   |
| Optional Panoramic Electric Glass Sunroof  |  |
| Optional Electric tailgate with Easy Open and Close functions  |  |
| <b>Optional Leather upholstery package</b><br>Leather appointed upholstery^ (Style: Vienna, R-Line: Nappa), electrically adjustable driver's seat with memory, heated front seats  |  |

For a comprehensive list of features and specifications, please refer to [www.volkswagen.com.au](http://www.volkswagen.com.au)

\*Safety technologies are not a substitute for a driver's responsibility for the vehicle.

^Leather appointed seats has a combination of genuine and artificial leather, but are not wholly leather.

-App-Connect featuring wireless Apple CarPlay® and wireless Android Auto™ is compatible with the latest versions of iOS and Android, active data service required, optional connection cable (sold separately).

MY23





# T-Roc

Volkswagen Group Australia Pty Ltd  
895 South Dowling Street, Zetland NSW 2017  
ABN 14 093 117 876

Printed in Australia  
October 2022

Publication: VWTROCMYMY23

Your Volkswagen Dealer.

#### **Important information**

Apple CarPlay® is a registered trade mark of Apple Inc. Android Auto™ is a registered trade mark of Google Inc. MirrorLink® is a registered trade mark of Car Connectivity Consortium LLC. Bluetooth® is a registered trade mark of Bluetooth SIG Inc. Alcantara® is a registered trade mark of Alcantara S.p.A

Volkswagen is distributed by Volkswagen Group Australia Pty Ltd (ABN 14 093 117 876) of 895 South Dowling Street, Zetland NSW 2017. Specifications are as planned at June 2022, for Model Year 2023 and are subject to change without notice or obligation. All information in this specification sheet is correct at the time of publication, however variations may occur from time to time and Volkswagen, in so far as it is permitted by law to do so, shall not be liable in any way as a result of any reliance by any person on anything contained in this brochure sheet. Authorised Volkswagen Dealers will provide up-to-date information on model application, design feature, prices, and availability on request.





# T-Roc Specifications





## Safety and Driver Assistance

Style R-Line

### Airbags

|   |   |   |
|---|---|---|
| Driver and front passenger airbags      | S | S |
| Driver and front passenger side airbags | S | S |
| Curtain airbags, front and rear         | S | S |

### Anti-theft

|                               |   |   |
|-------------------------------|---|---|
| Electronic engine immobiliser | S | S |
|-------------------------------|---|---|

### Body

|   |   |   |
|---|---|---|
| Fully galvanised body with 12 year corrosion perforation warranty | S | S |
| Door side impact protection                                       | S | S |
| Rigid safety cell with front and rear crumple zones               | S | S |

### Brakes

|  |   |   |
|--|---|---|
| Automatic flashing brake lights activated in emergency braking situation | S | S |
| Auto hold function   | - | S |
| Anti-lock Braking System (ABS)   | S | S |
| Brake Assist   | S | S |
| Electronic Brake-pressure Distribution (EBD)                             | S | S |
| Electro-mechanical parking brake   | S | S |
| Hill Start Assist (HSA)  | S | - |
| Multi-collision brake  | S | S |

### Child restraints

|  |   |   |
|--|---|---|
| Child seat top tether anchorage points (3)           | S | S |
| ISOFIX child seat anchorage points, outer rear seats | S | S |

### Head restraints

|   |   |   |
|---|---|---|
| Front safety optimised head restraints, height adjustable | S | S |
| Rear head restraints height adjustable (3)                | S | S |

### IQ.DRIVE\*

|  |   |   |
|--|---|---|
| Adaptive Cruise Control (ACC) with stop and go function  | S | S |
| Automatic kerb function when reversing, passenger's side exterior mirror   | S | S |
| Distance warning display   | S | S |
| Driver Fatigue Detection system  | S | S |
| Emergency Assist   | S | S |
| Front Assist with Pedestrian Monitoring function   | S | S |
| Lane Assist, lane departure warning system   | S | S |
| Manoeuvre braking, front and rear  | S | S |
| Park Assist, parking bay and parallel parking assistance   | S | S |
| Parking distance sensors, front and rear with acoustic warning and audio volume level reduction when sensor warning is activated | S | S |
| Optical Parking System (OPS) in infotainment screen display  | S | S |
| Rear View Camera (RVC) with static guidance lines  | S | S |
| Travel Assist  | S | S |

### Seat belts

|   |   |   |
|---|---|---|
| Front height adjustable with pre-tensioners and belt force limiters                   | S | S |
| Visual and acoustic warning for front and rear seat passenger seat belts not fastened | S | S |
| 3 point seat belts for all passengers   | S | S |

### Warning triangle

|   |   |
|---|---|
| S | S |
|---|---|

S Standard O Optional - Not Available P Package

\* Safety technologies are designed to assist the driver, but should not be used as a substitute for safe driving practices.



## Safety and Driver Assistance Cont.

Style R-Line

### Locking

|  |   |   |
|--|---|---|
| Keyless Access, keyless entry and starting system including starter button | S | S |
| Remote central locking (separate release for luggage compartment)          | S | S |
| Programmable locking functions   | S | S |
| One touch lock / unlock for driver   | S | S |
| Child safety locks on rear doors   | S | S |
| Fuel filler flap lock/unlock by remote, push to open                       | S | S |

### Traction control

|   |   |   |
|---|---|---|
| Anti-Slip Regulation (ASR)                  | S | S |
| Electronic Differential Lock (EDL)          | S | S |
| Electronic Stabilisation Program (ESP)      | S | S |
| Extended Electronic Differential Lock (XDL) | S | S |
| Hill Descent Control                        | - | S |
| 4MOTION all-wheel drive                     | - | S |

## Exterior Equipment and Styling

Style R-Line

### Exterior Highlights

|   |   |   |
|---|---|---|
| Body coloured exterior rear view mirrors                              | - | S |
| Black exterior rear view mirrors                                      | S | P |
| Black textured lower door panels                                      | S | - |
| Black textured wheel arch extensions                                  | S | S |
| Body coloured bumper bars and door handles                            | S | S |
| Bumpers with silver metallic and black textured underbody cladding    | S | - |
| R-Line bumpers, body-coloured lower bumper, door and side sill panels | - | S |
| Chrome lower body strips  | S | - |
| Chrome roof line body strip   | S | S |
| Chrome bumper trims, left and right                                   | S | S |
| Lower air intake and radiator grille with black inserts               | S | S |
| Radiator grille with upper and lower chrome strips                    | S | S |
| R-Line nameplates on front guards and radiator grille                 | - | S |
| R-Line rear bumper with black sports diffuser                         | - | S |
| Rear roof spoiler with black textured aerodynamic extensions          | S | S |

### Exterior Lighting

|  |   |   |
|--|---|---|
| Coming / leaving home function   | S | S |
| Combined headlight and fog light switch  | S | S |
| Daytime driving lights LED, mounted in lower front bumper                      | S | S |
| Fog lamp, rear   | S | S |
| LED performance headlights for low and high beam with automatic self-levelling | S | S |
| Light Assist, automatic high beam headlight function                           | S | S |
| Low light sensor with automatic headlight function                             | S | S |
| Rear tail lights, LED  | S | S |
| Static cornering lights  | S | S |
| Surround lighting with welcome light (projection from door mirror)             | S | S |

### Roof

|                    |   |   |
|--------------------|---|---|
| Roof rails, chrome | S | S |
|--------------------|---|---|







T-Roc R-Line with Optional Black Style Package shown



## Exterior Equipment and Styling Cont.

Style R-Line

| Paint   | Style | R-Line |
|---|-------|--------|
| Contrasting Black roof  | S     | P      |
| Gloss paint finish  | S     | S      |
| Metallic / Pearl Effect paint finish                                    | O     | O      |
| Premium Metallic paint finish   | O     | O      |
| Tinted Glass  |       |        |
| Darkened rear tail light clusters                                       | S     | S      |
| Dark tinted rear side window and rear window glass, 65% light absorbing | S     | S      |
| Heat insulating tinted glass  | S     | S      |
| Wheels  |       |        |
| Alloy wheels (Grange Hill) 18x7" with 215/50 R18 tyres                  | S     | -      |
| Alloy wheels (Nevada) 18x7" with 215/50 R18 tyres                       | -     | S      |
| Anti-theft wheel bolts  | S     | S      |
| Low tyre pressure indicator   | S     | S      |
| Weight and space saving spare wheel                                     | S     | S      |

## Comfort and Convenience

Style R-Line

| Armrest  | Style | R-Line |
|--|-------|--------|
| Front centre armrest, adjustable with storage box and rear air outlets (2) | S     | S      |
| Rear seat centre armrest with cup holders (2) and load through provision   | S     | S      |
| Air conditioning   |       |        |
| Air conditioning, dual zone automatic climate control                      | S     | S      |
| Air quality and humidity sensor with automatic air recirculation           | S     | S      |
| Air Care air cleaning function   | S     | S      |
| Allergen, dust and pollen filter   | S     | S      |
| Rear seat air vents, located on back of centre armrest storage compartment | S     | S      |
| Touch slider temperature controls  | S     | S      |
| <b>Comfort indicator function (1 x touch = 3 x flash)</b>                  | S     | S      |
| Cup holders  |       |        |
| Front (2)  | S     | S      |
| Rear (2)   | S     | S      |
| Bottle holders in front door pockets                                       | S     | S      |
| Driving profile selection  |       |        |
| Eco, Sport, Normal and Individual driving modes                            | S     | S      |
| 4MOTION Active Control   | -     | S      |
| Floor mats   |       |        |
| Front and rear, carpet   | S     | S      |
| Grab handles   |       |        |
| Soft fold away grab handles, front and rear                                | S     | S      |

## Comfort and Convenience Cont.

Style R-Line

| In car entertainment and technology   | Style | R-Line |
|---|-------|--------|
| <b>Digital Cockpit</b><br>Colour digital display with customisable views of speedometer, tachometer, driving data and driver assistance systems   | S     | -      |
| <b>Composition Media audio system</b><br>8.0" colour capacitive touch screen display with smartphone style HMI, telephone, media, App-Connect-, sound, vehicle and driver assistance system settings  | S     | -      |
| <b>Digital Cockpit Pro</b><br>Colour digital display with multiple customisable views of speedometer, tachometer, navigation, driving data, audio, telephone and driver assistance systems  | P     | S      |
| <b>Discover Media audio and satellite navigation system</b><br>8.0" colour capacitive touch screen display with smartphone style HMI, proximity sensor, gesture and voice control, AM/FM radio, 2D and 3D (bird's eye) map views, compatible with MP3, WMA and AAC music files, digital clock, car menu with convenience and service settings, security coded | P     | S      |
| <b>App-Connect- USB interface for Apple CarPlay® and Android Auto™</b>  | S     | S      |
| <b>Wireless App-Connect- for Apple CarPlay® and Android Auto™</b>   | P     | S      |
| Audio, telephone, cruise control and Multi-Function Display controls mounted on steering wheel  | S     | S      |
| Bluetooth® phone connectivity and audio streaming, multiple devices. Operation via infotainment screen or Multi-Function Display  | S     | S      |
| DAB+ Digital radio reception  | S     | S      |
| Inductive wireless charging   | S     | S      |
| Speakers, front and rear (6)  | S     | S      |
| 2 USB-C ports in the front, 2 USB-C charging sockets on the centre console in the rear  | S     | S      |
| Interior Highlights   |       |        |
| Aluminium finish accelerator and brake pedals   | -     | S      |
| Black headlining and pillar trim  | -     | S      |
| Brushed chrome trim on instrument cluster, vent surrounds and gearshift lever surround  | S     | S      |
| Chrome highlight trim on headlight switch and exterior mirror switch  | S     | S      |
| Chrome highlight trim on power window switches  | S     | S      |
| Decorative inlays, "Deep Iron Grey" gloss finish to dashboard, centre console and front door trims  | S     | -      |
| Decorative inlays, "Lava Stone Black" gloss finish to dashboard, centre console and front door trims  | -     | S      |
| Front door sill scuff plates with R-Line logo   | -     | S      |
| Gearshift knob with leather and aluminium finish  | S     | S      |
| Interior Lighting   |       |        |
| With time delay   | S     | S      |
| LED front reading lights (2) and rear passenger reading lights (2)  | S     | S      |
| LED ambient lighting (White)  | S     | S      |
| Driver and front passenger foot well lighting   | S     | S      |
| Luggage compartment   |       |        |
| Load restraining hooks  | S     | S      |
| Luggage compartment light   | S     | S      |
| Luggage cover, removable  | S     | S      |
| Shopping bag hooks  | S     | S      |
| Variable luggage compartment floor level  | S     | -      |
| Mirrors   |       |        |
| Automatic dimming interior rear-view mirror   | S     | S      |
| Electrically adjustable, foldable and heated exterior mirrors   | S     | S      |
| LED turn indicators integrated in exterior mirrors  | S     | S      |



## Comfort and Convenience Cont.

Style R-Line

|   | Style | R-Line |
|---|-------|--------|
| <b>Power Steering</b>   |       |        |
| Electro-mechanical, vehicle speed and steering input sensitive  | S     | S      |
| Progressive steering  | -     | S      |
| <b>Seating</b>  |       |        |
| Comfort sport front seats   | S     | -      |
| Sport front seats with additional side bolstering   | -     | S      |
| Height adjustment for front seats   | S     | S      |
| Lumbar adjustment for front seats, manually adjustable  | S     | S      |
| Rear seat centre armrest with cup holders (2) and load through provision                              | S     | S      |
| Split folding rear seat backrest (40/60)  | S     | S      |
| <b>Steering Wheel</b>   |       |        |
| 3 spoke leather covered steering wheel with brushed aluminium inserts                                 | S     | -      |
| 3 spoke leather covered sports steering wheel with brushed aluminium inserts and decorative stitching | -     | S      |
| Audio, telephone, cruise control and Multi-Function Display controls                                  | S     | S      |
| Gearshift paddles   | S     | S      |
| Height and reach adjustable steering wheel  | S     | S      |
| <b>Storage</b>  |       |        |
| Centre console storage compartment under armrest  | S     | S      |
| Glove compartment with illumination   | S     | S      |
| Compartment in dashboard console containing wireless charging pad                                     | S     | S      |
| Drawer under driver's seat  | S     | S      |
| Front door pockets with bottle holders  | S     | S      |
| Front seat backrest storage pockets   | S     | S      |
| Rear door pockets   | S     | S      |
| <b>Transmission</b>   |       |        |
| 8 speed automatic transmission with sport mode and Tiptronic function                                 | S     | -      |
| 7 speed Direct Shift Gearbox (DSG) with sport mode and Tiptronic function                             | -     | S      |
| <b>Upholstery</b>   |       |        |
| Microfleece seat upholstery   | S     | -      |
| Sports cloth/microfleece seat upholstery  | -     | S      |
| <b>Vanity Mirrors</b>   |       |        |
| Driver's and passenger's side vanity mirrors in sun visor with ticket holder                          | S     | S      |
| Illuminated on driver's and passenger's side  | S     | S      |
| <b>Windows</b>  |       |        |
| Power front and rear, with roll-back function and one-touch up-down                                   | S     | S      |
| Remote operated convenience close and open feature (programmable)                                     | S     | S      |
| <b>Wipers</b>   |       |        |
| 2 speed aero windscreen wipers with wash/wipe   | S     | S      |
| Rain sensor   | S     | S      |
| Rear window with wash/wipe and intermittent wipe  | S     | S      |
| Warning lamp for washer fluid level   | S     | S      |
| <b>12V socket</b>   |       |        |
| Centre console  | S     | S      |



T-Roc R-Line with Optional Leather upholstery package shown



# Optional Packages

|  | Style | R-Line |
|--|-------|--------|
| <b>Black Style package</b>   |       |        |
| Adaptive Chassis Control   |       |        |
| Alloy wheels (Misano Black) 19x8" with 225/40 R19 tyres (4)  |       |        |
| Beats 300W premium audio system with 8-channel digital amplifier and subwoofer   |       |        |
| Black door mirrors   |       |        |
| Black roof line body strip   |       |        |
| Black roof rails   | -     | 0      |
| Contrasting Black roof paint finish  |       |        |
| Film in carbon look on the rear (C) pillars  |       |        |
| Interior air vents and infotainment system with black surrounds  |       |        |
| <b>Electrically operated tailgate</b>  |       |        |
| Electrically operated automatic opening and closing of the tailgate with Easy Open and Close functions   | 0     | 0      |
| <b>Sound &amp; Vision package</b>  |       |        |
| Beats 300W premium audio system with 8-channel digital amplifier and subwoofer   |       |        |
| <b>Digital Cockpit Pro</b>   |       |        |
| Colour digital display with multiple customisable views of speedometer, tachometer, navigation, driving data, audio, telephone and driver assistance systems   |       |        |
| <b>Discover Media audio and satellite navigation system</b>  |       |        |
| 8.0" colour capacitive touch screen display with smartphone style HMI, proximity sensor, gesture and voice control, AM/FM radio, 2D and 3D (bird's eye) map views, compatible with MP3, WMA and AAC music files, digital clock, car menu with convenience and service settings, security coded | 0     | -      |
| Wireless App-Connect for Apple CarPlay® and Android Auto™  |       |        |
| App-Connect featuring wireless Apple CarPlay® and wireless Android Auto™ is compatible with the latest versions of iOS and Android, active data service required, optional connection cable (sold separately).   |       |        |
| <b>Leather package</b>   |       |        |
| Electric adjustment for driver's seat with 3 position memory   |       |        |
| Heated front seats   |       |        |
| Lumbar adjustment for driver's seat, electrically adjustable   |       |        |
| Vienna leather appointed seat upholstery Style   | 0     | 0      |
| Nappa leather appointed seat upholstery R-Line   |       |        |
| Leather appointed seats has a combination of genuine and artificial leather, but are not wholly leather  |       |        |
| Please note the driver's under seat storage drawer is removed with this option   |       |        |
| <b>Sunroof</b>   |       |        |
| Panoramic glass sunroof, electrically slide and tilt adjustable with integrated wind deflector and sunblind  | 0     | 0      |



T-Roc R-Line with Optional Leather upholstery package shown



# Colours & Upholstery - Style



Pure White



Kings Red PM



Pyrite Silver M




Petroleum Blue M



Ravenna Blue M



Indium Grey M



**Style**  
Black-Anthracite microfleece seat upholstery



**Style**  
Grey-Black Vienna leather appointed seat upholstery

T-Roc Style exterior paint finishes feature a contrasting Black paint finish to the roof and exterior door mirrors  
Please note: Metallic (M), Premium Metallic (PM) and Pearl Effect (PE) paint are optional at additional cost.



## Colours & Upholstery - R-Line



Pure White



Kings Red PM



Pyrite Silver M




Lapiz Blue PM




Indium Grey M



Deep Black PE



**R-line**  
Black-Grey sports cloth/microfleece seat upholstery



**R-line**  
Black Nappa leather appointed seat upholstery

Leather appointed seats has a combination of genuine and artificial leather, but are not wholly leather  
Please note: Metallic (M), Premium Metallic (PM) and Pearl Effect (PE) paint are optional at additional cost.



# Technical Specifications

|                              | Style  | R-Line   |
|------------------------------|--|--|
| <b>Engine</b>                | <b>1.4 litre TSI</b>   | <b>2.0 litre TSI</b>   |
| Type                         | 4 cylinder inline turbocharged direct injection petrol with engine Start/Stop system and brake energy recuperation.* | 4 cylinder inline turbocharged direct injection petrol with engine Start/Stop system and brake energy recuperation.* |
| Installation                 | Front transverse   | Front transverse   |
| Cubic capacity, litres/cc    | 1.4 / 1395   | 2.0 / 1984   |
| Max power, kW @ rpm          | 110 @ 5000   | 140 @ 4200-6000  |
| Max torque, Nm @ rpm         | 250 @ 1500-3500  | 320 @ 1450-4200  |
| Exhaust emission control     | Three way catalytic converter and lambda probes  | Three way catalytic converter and lambda probes  |
| Emission level-              | EU6  | EU6  |
| Fuel type (Recommended)      | Premium unleaded<br>95 RON minimum   | Premium unleaded<br>95 RON minimum   |
| <b>Transmission</b>          | <b>8 Speed Automatic</b>   | <b>7 Speed DSG</b>   |
| Driven wheels                | Front wheel drive  | 4MOTION all-wheel drive  |
| <b>Performance#</b>          |  |  |
| 0 – 100 km/h, seconds        | 8.7  | 7.2  |
| <b>Fuel Consumption **</b>   |  |  |
| Combined, L/100km            | 6.3  | 7.3  |
| Urban, L/100km               | 7.8  | 9.1  |
| Extra Urban, L/100km         | 5.4  | 6.3  |
| CO2 emission g/km~           | 143  | 167  |
| Fuel tank capacity litres    | 50   | 50   |
| <b>Running Gear</b>          |  |  |
| Suspension                   |  |  |
| Front Axle                   | Independent, MacPherson struts with lower A-arms. Anti-roll bar.   | Independent, MacPherson struts with lower A-arms. Anti-roll bar. Sport suspension.                                   |
| Rear Axle                    | Semi-independent, torsion beam axle with coil springs. Anti-roll bar.  | Independent, four-link with coil springs. Anti-roll bar. Sport suspension.   |
| Steering                     | Electro-mechanical power assisted rack & pinion steering.  | Electro-mechanical power assisted rack & pinion steering. Progressive steering                                       |
| Turning circle               | 11.1   | 11.1   |
| <b>Brakes</b>                |  |  |
| Front                        | Ventilated discs   | Ventilated discs   |
| Rear                         | Discs  | Discs  |
| <b>Weights</b>               |  |  |
| Tare Mass kg's               | 1400   | 1540   |
| <b>Towbar Capacities# kg</b> |  |  |
| Braked                       | 1500   | 1700   |
| Unbraked                     | 670  | 750  |
| Towbar Load Limit            | 80   | 80   |

~ Emission level according to European Regulation (EC) No. 715/2007 and Regulation (EC) No. 692/2008, UN ECE R83/06 and later amendments.

\*The Start/Stop system is designed to reduce fuel consumption and CO2 emissions. It achieves this by automatically switching off the engine while the vehicle is stationary and then starting it again automatically when the driver wants to drive off. There are certain operating conditions where the Start/Stop system is deactivated (e.g. during engine warm-up), please refer to the owner's manual for full operating information.

# Please note figures are sourced from overseas data where equipment levels by model variant may vary.

≠ Please note towbar capacities are applicable to the Genuine Volkswagen Accessory towbar. Volkswagen Group Australia does not endorse or will not be held liable for any claim, loss or damage arising from the use or fitment of electronic trailer brakes.

\*\* Fuel consumption figures according to ADR 81/02 derived from laboratory testing. Factors including but not limited to driving style, road and traffic conditions, environmental influences, vehicle condition and accessories fitted, will in practice in the real world lead to figures which generally differ from those advertised. Advertised figures are meant for comparison amongst vehicles only.

⌘ Please note running clearance measurement may vary with wheel size, tyre pressures, tread depth.



# Technical Specifications

| Exterior Dimensions                        | Style         | R-Line        |
|--|---------------|---------------|
|  | 1.4 litre TSI | 2.0 litre TSI |
| Overall length mm                          | 4251          | 4236          |
| Width mm                                   | 1819          | 1819          |
| Height mm                                  | 1583          | 1573          |
| Wheelbase mm                               | 2603          | 2596          |
| <b>Track mm</b>                            |               |               |
| Front                                      | 1542          | 1543          |
| Rear                                       | 1543          | 1548          |
| Running clearance mm <sup>α</sup>          | 155           | 155           |
| <b>Luggage Area Dimensions<sup>#</sup></b> |               |               |
| Luggage Area volume L                      |               |               |
| Rear seat upright                          | 445           | 392           |
| Rear seat folded                           | 1290          | 1237          |
| Luggage area floor length mm               |               |               |
| Rear seat upright                          | 830           | 830           |
| Rear seat folded                           | 1532          | 1532          |
| Luggage area width mm                      |               |               |
| At narrowest point                         | 1011          | 1011          |



T-Roc Style shown

<sup>α</sup> Please note running clearance measurement may vary with wheel size, tyre pressures, tread depth.  
<sup>#</sup> Please note figures are sourced from overseas data where equipment levels by model variant may vary.



# Glossary

## 4MOTION^

An all-wheel drive system that provides the best possible traction at all road speeds, in all weather and road conditions. An electronically controlled multi-plate clutch directs torque to the axle with the best traction.

When operating under a relatively low load or when coasting, power is primarily distributed to the front axle, thus saving fuel. However, the rear axle can be variably engaged in fractions of a second whenever necessary, even before any wheel starts to slip and therefore reducing the potential for a loss of traction. The wheels of the T-Roc are prevented from spinning even when driving off and accelerating.

Activation of the multi-plate clutch is based primarily on the engine torque demanded by the driver. In parallel, a system within the all-wheel drive control unit evaluates such parameters as wheel speeds and steering angle.

## Adaptive Chassis Control\*

The electrically controlled dampers of adaptive chassis control constantly adjust to the road conditions, the driving situation and driver's requirements. Selected via and integrated within the functionality of the Driving Profile Selection, the driver can choose between three damper settings – Normal, Comfort and Sport.

Starting from the normal setting, the driver can change the basic character of the car towards sporty or more comfort-oriented driving. In each setting, the adaptive chassis control adjusts the damping to the particular driving situation (up to one thousand times per second) which means it offers an optimum level of driving comfort and enjoyment at all times. Particularly on windy roads and poor surfaces, using adaptive chassis control offers sporty and yet comfortable driving.

## Adaptive Cruise Control (ACC)

Adaptive Cruise Control (ACC) is an extension of the conventional cruise control system with advanced capabilities based on a radar sensor. When ACC is activated, the vehicle automatically brakes and accelerates to a speed and distance set by the driver.

If the T-Roc approaches a slower vehicle, the ACC brakes the car to the same speed and maintains the pre-selected distance. Even when a vehicle pulls into the same lane in front of you or slows, your vehicle is automatically decelerated to the pre-selected distance. If the vehicle ahead moves out of your lane, the T-Roc then accelerates up to the preset desired speed.

Deceleration of the vehicle may take place via intervention in the engine management system. If deceleration via engine torque is not sufficient, brake intervention takes place, braking the vehicle to a standstill if the traffic situation necessitates. ACC can be reactivated automatically by depressing the accelerator pedal.

The dynamics of the ACC system can be individually varied by selecting one of the driving programs from the driver profile selector.

Adaptive Cruise Control (ACC) cannot replace the driver's attentiveness. The driver is still legally responsible for the vehicle and must monitor the speed and distance in relation to other vehicles. The ACC system should not be used on winding roads or in adverse weather conditions such as heavy rain.

## Anti-lock Braking System (ABS)

When braking, wheel speed sensors measure the road wheel speed and should one or more wheels start to lock the ABS system reduces brake pressure to that wheel. This prevents the wheels from locking during heavy or emergency braking, enabling the vehicle to remain steerable.

## Anti-Slip Regulation (ASR)

ASR is a traction control system that prevents the wheels from spinning under acceleration by reducing engine torque.

## Auto Hold function^

As soon as the vehicle comes to a complete stop, the ABS hydraulic unit stores the vehicle's final braking pressure. So even when you take your foot off the brake pedal, all four wheels' brakes remain applied, providing increased comfort in stationary traffic. This function is released automatically when you drive off again.

## Brake Assist

During emergency braking, Brake Assist aids the driver by increasing the brake pressure automatically to a level exceeding the locking limit. The ABS is thus quickly brought into the operating range, which enables maximum vehicle deceleration to be achieved.

## Direct Shift Gearbox (DSG)^

DSG is a manual gearbox in which the gearshifts are controlled electronically. What makes the DSG unique is that it has 2 separate gear sets operated by 2 clutches. The benefit of 2 gear sets and 2 clutches is that one gear set and clutch is engaged driving the vehicle with the second disengaged clutch having already pre-selected the next gear awaiting for power to be transferred. As the next gear has already been pre-selected prior to power being applied, the gear change only takes 3-4 100ths of a second. There is virtually no interruption to power, traction or acceleration. The DSG also offers Tiptronic gear selection and sports mode.

## Driving Profile Selection with 4MOTION Active Control^

Driving profile selection provides the driver with a wide-ranging choice of settings that can be made to the vehicle according to the driver's preferences. The driver has the option of choosing between the following driving profiles: Normal, Sport, Eco, Comfort\* and Individual. The Normal profile offers a comfortable but dynamic driving style. Sport provides faster response of the accelerator pedal, sportier damping and steering, while the automatic or DSG switches to Sport mode. Eco mode has been designed to enhance fuel efficiency by adapting engine performance, earlier gearshift points and consumption-optimised control of the air conditioning system. Comfort\* mode offers a more relaxed and comfortable driving experience, primarily through the softer suspension setting of the (optional) adaptive chassis control. The Individual setting allows the driver to separately set various parameters including steering, engine, Adaptive Cruise Control (ACC) and air conditioning.

4MOTION Active Control^ provides for the convenient selection of on-road and off-road driving profiles for a model equipped with 4MOTION by means of a rotary dial. Rotating the dial selects one of four special all-wheel drive modes: Snow, On-road, Off-road (automatic configuration of the off-road parameters) and Off-road individual (variable settings).

## Electronic Brake-pressure Distribution (EBD)

Electronic, more sophisticated means of regulating the ratio of front/rear brake pressure. Settings are varied according to driving and load conditions to ensure each wheel is braked to the optimum extent.

## Electronic Differential Lock (EDL)

EDL improves driving and steering characteristics when accelerating on road surfaces where each wheel has a different degree of traction. The system operates automatically and is combined with the ABS system. Using the ABS wheel sensors, EDL monitors the speed of the individual driving wheels. When a difference in driving wheel speed is detected (i.e. when one wheel starts to spin due to differences in road surfaces, e.g. due to water or dirt) the system brakes the spinning wheel, transferring engine power to the wheel with the best traction.



# Glossary

## Electronic Stabilisation Program (ESP)

ABS and ASR traction control systems are integrated into the Electronic Stabilisation Program (ESP). In short, ESP helps ensure that the vehicle goes where you steer it even in extreme driving conditions. The ESP system constantly compares the actual movement of the vehicle with pre-determined values and should a situation arise where the vehicle starts to skid, ESP will apply the brakes to individual wheels and automatically adjust the engine's power output to correct the problem. ESP prevents the vehicle from losing control when trying to avoid an accident, for example. It also reduces the effects of understeer or oversteer.

## Emergency Assist

Emergency Assist monitors the driving characteristics and recognises, within the limits of the system, if the driver suddenly becomes incapable of driving (due to the vehicle not being controlled).

Emergency Assist detects a lack of activity on the part of the driver and issues repeated visual and acoustic warnings and initiates a quick jolt of the brakes and tensioning of the driver's seatbelt to request the driver to take control of the vehicle.

If the driver remains inactive, the system automatically controls acceleration, braking and steering to slow the vehicle down and keep it in the lane. If there is sufficient stopping distance, the system decelerates the vehicle to a complete stop and switches on the electronic parking brake automatically, parking position is engaged, the doors are unlocked and the interior lighting switched on.

When Emergency Assist is actively controlling the vehicle, the hazard warning lights are switched on and the vehicle horn may sound to warn other road users. Ideally this will prevent a collision, or at least reduce its severity.

Emergency Assist cannot replace the driver's attentiveness. The driver is still legally responsible for the vehicle and must monitor the speed and distance in relation to other vehicles. Emergency Assist utilises both the Adaptive Cruise Control (ACC) and Lane Assist driver assistance systems. The ACC system should not be used on winding roads or in adverse weather conditions such as heavy rain. The system will not work if there are no recognisable lane markings. The camera vision can be reduced by rain, snow, heavy spray or oncoming lights. This and vehicles in front of you can lead to the lane markings not being recognised by the Lane Assist system.

## Extended Electronic Differential Lock (XDL)

XDL is an extension of the Electronic Differential Lock (EDL) function. When cornering, XDL responds to the load relief at the driven wheel/s on the inside of a corner. The ESP hydraulics are used for the XDL to apply pressure to the wheel on the inside of the corner in order to prevent wheel spin. This improves traction and reduces the tendency to understeer. As a direct result of the one-sided and precise braking pressure, cornering is sportier and more accurate.

## Fatigue Detection

The driver Fatigue Detection system automatically analyses the driving characteristics and if they indicate possible fatigue, recommends that the driver takes a break. The system continually evaluates steering wheel movements along with other signals in the vehicle on motorways and others roads at speeds in excess of 60 km/h, and calculates a fatigue estimate. If fatigue is detected, the driver is warned by information in the Multi-function Display and an acoustic signal. The warning is repeated after 15 minutes if the driver has not taken a break.

Fatigue Detection cannot replace the driver's attentiveness. The driver is still legally responsible for the vehicle and therefore determining whether or not they are fit to drive. A driving time of 15 minutes is required in order to assess the driver correctly. The functionality of the system is restricted given a sporty driving style, winding roads and poor road surfaces.

## Front Assist with Pedestrian and Cyclist Monitoring functions

The Front Assist ambient traffic monitoring system uses a radar sensor and multi-function camera to detect critical distance situations and thus help to shorten the braking distance, reducing the risk of a rear-end collision.

If a vehicle is detected ahead of you in the lane, the distance and the speed relative to it are calculated. If the gap is closing too fast, Front Assist initially warns the driver by means of an audible as well as a visual signal. At the same time, the brake pads are brought into contact with the brake discs and the sensitivity of the Brake Assist is increased. This primes the braking system for a possible emergency stop. Furthermore, an automatic jolt of the brakes warns the driver of the danger. If the driver also fails to react to the warning jolt, Front Assist brakes automatically, helping to avoid a collision or reduce the severity of the accident.

At vehicle speeds below 30km/h, the system monitors the area ahead of the car for vehicles which might present a threat of collision. If a collision is likely, the brakes are first pre-charged and makes the Brake Assist system is made more sensitive: if the driver should notice the risk, the car is ready to respond more quickly to their braking action. However, if the driver still takes no action and a collision becomes imminent, emergency braking is independently applied. If the driver intervenes to try to avoid the accident, either by accelerating hard or by steering, the system will deactivate and allow the driver to complete the avoidance manoeuvre.

Pedestrian Monitoring is an extension of the Front Assist monitoring system. The system uses a radar sensor in the radiator grille and windscreen mounted multi-function camera to monitor the area in front of the vehicle and within the limits of the system, register certain situations, for example a pedestrian stepping onto the road suddenly. The system then gives an immediate acoustic and visual signal to warn the driver. If the driver does not brake, the system initiates a jolt of the brake as a warning about the critical situation, while at the same time preparing for hard braking. If the driver fails to react, the system automatically performs emergency braking, within system limits. Ideally this will prevent a collision, or at least reduce its severity.

Front Assist with Pedestrian Monitoring cannot replace the driver's attentiveness. The driver is still legally responsible for the vehicle and must monitor the speed and distance in relation to other vehicles.

## Hill Start Assist (HSA)<sup>\*</sup>

Hill Start Assist (HSA) holds the vehicle when the foot brake is released by temporarily locking the brake pressure (for a maximum of 1.5 seconds) to provide comfortable starting-off without rolling back. Hill Start Assist (HSA) operates on inclines greater than 5%.

## Lane Assist

Lane Assist is a lane departure warning system that is designed to help reduce the likelihood of the vehicle leaving the road or crossing into an oncoming lane and therefore the risk of accident as a result of driver distraction or a lapse in concentration.

The Lane Assist system monitors the road ahead with the aid of a camera (located near the interior rear-view mirror) which recognises lane markings and evaluates the position of the vehicle. If the vehicle starts to leave the lane, the Lane Assist system takes corrective steering action. If this is not sufficient the driver is warned about the situation by a steering vibration and is asked to take over the steering. Additionally, if no active steering movements by the driver are recognised for longer than approximately 8 seconds, a message will appear in the Multi-Function Display in conjunction with a warning tone. The corrective steering function can be overridden by the driver at any time and the system does not react if the turn indicator is set before crossing a lane marking.

Lane Assist cannot replace the driver's attentiveness. The driver is still legally responsible for the vehicle and therefore staying in the lane at all times. The system will not work if there are no recognisable lane markings. The camera vision can be reduced by rain, snow, heavy spray or oncoming lights. This and vehicles in front of you can lead to the lane markings not being recognised by the Lane Assist system. The Lane Assist system does not activate at a vehicle speed of less than 65km/h.



# Glossary

## Light Assist

Light Assist provides enhanced comfort and safety on the road by means of automatic high beam control. A camera on the interior mirror observes the traffic above 60 km/h and in complete darkness, Light Assist automatically switches on the high beam headlights. The system detects vehicles travelling ahead, as well as oncoming traffic and automatically dips the headlights before they are dazzled. Automatic alternation between high beam and low beam headlights ensures optimum illumination of the road ahead.

## Manoeuvre braking

Manoeuvre braking assists the driver to avoid or reduce damage in a potential collision by initiating emergency braking. It supports the driver during forward and reverse manoeuvring in a speed range of a maximum 10 km/h. If the risk for an accident is recognised, emergency braking is initiated to minimise possible damage.

Manoeuvre braking cannot replace the driver's attentiveness. The driver is still legally responsible for the vehicle. The object must be detected by the sensors. If the driver notices a risk that pedestrians, other vehicles or objects could be damaged they need to react accordingly and stop the vehicle.

## Multi-collision brake

The multi-collision brake has been designed to provide effective assistance for the driver in the moments after an accident. Multi-collision brake triggers automatic controlled braking once an initial collision has been detected so as to reduce the intensity of further accidents after a collision and can help prevent follow-on collisions with oncoming traffic.

The triggering of the multi-collision brake is based on a collision being detected by the airbag sensors. The ESP control unit limits the deceleration of the vehicle by the multi-collision brake to a defined value and vehicle speed. The vehicle can still be controlled by the driver, even when automatic braking is taking place. The driver can interrupt the multi-collision braking at any time by accelerating or braking even more strongly.

## Park Assist

The third generation Park Assist system actively helps the driver when entering or reversing into 90° parking bays, as well as reversing into and driving out of parallel parking spaces. The system works by using sensors mounted either side of the front and rear bumpers together with parking distance sensors front and rear. To park, the driver simply presses the Park Assist button to select the type of parking manoeuvre and uses the appropriate indicator as the car slowly passes the potential parking space. Sensors scan the size of the parking space as the car is driven past and the driver is alerted if the parking space is big enough. If there is sufficient space, the driver stops the car, selects the correct gear and lets go of the steering wheel.

Park Assist will alert the driver of the intended path and subsequently the appearance of obstacles in the Multi-Function Display, within the driver's field of vision. Park Assist then actively supports the driver by taking over the steering control and parks the vehicle in the available space using the ideal course, if necessary with several moves. The driver can however take over the control of the steering at any time and end the automatic parking procedure.

Park Assist cannot replace the driver's attentiveness. The driver is still legally responsible for the vehicle. If the driver notices a risk that pedestrians, other vehicles or objects could be damaged or if they are uncertain of the risk, they will need to react accordingly and stop the vehicle, ending the function.

## Travel Assist

Travel Assist is an assistance system for partly automated driving. At the push of a button, Travel Assist can support the driver in monotonous and tiring driving situations commonly encountered on long motorway journeys. This system combines the functions of Adaptive Cruise Control (ACC) and Lane Assist with adaptive lane guidance to accelerate, brake and maintain the vehicles position within its lane. The capacitive steering wheel can detect whether the driver's hands are on the steering wheel in readiness to steer the vehicle and will issue a visual and audible warning when not detected.

Travel Assist cannot replace the driver's attentiveness. The driver is still legally responsible for the vehicle and must monitor the speed and distance in relation to other vehicles. Travel Assist has been developed for use only on motorways. The ACC system should not be used on winding roads or in adverse weather conditions such as heavy rain. The system will not work if there are no recognisable lane markings. The camera vision can be reduced by rain, snow, heavy spray or oncoming lights. This and vehicles in front of you can lead to the lane markings not being recognised by the Lane Assist system.

\*Optional equipment for specific models

^Only available on selected models





T-Roc R-Line with Optional Black Style Package shown



# T-Roc

Volkswagen Group Australia Pty Ltd  
895 South Dowling Street, Zetland NSW 2017  
ABN 14 093 117 876

Produced in Australia  
September 2022

Publication: VWPTROCMY23

Your Volkswagen Dealer.

#### Important information

Apple CarPlay® is a registered trade mark of Apple Inc. Android Auto™ is a registered trade mark of Google Inc. Bluetooth® is a registered trade mark of Bluetooth SIG Inc.

Volkswagen is distributed by Volkswagen Group Australia Pty Ltd, 895 South Dowling Street, Zetland NSW 2017. ABN 14 093 117 876. Specifications are as planned at July 2022, for Model Year 2023 and are subject to change without notice or obligation. All information in this specification sheet is correct at the time of publication, however variations may occur from time to time and Volkswagen, in so far as it is permitted by law to do so, shall not be liable in any way as a result of any reliance by any person on anything contained in this specification sheet. Authorised Volkswagen dealers will provide up-to-date information on model application, design feature, prices and availability on request.